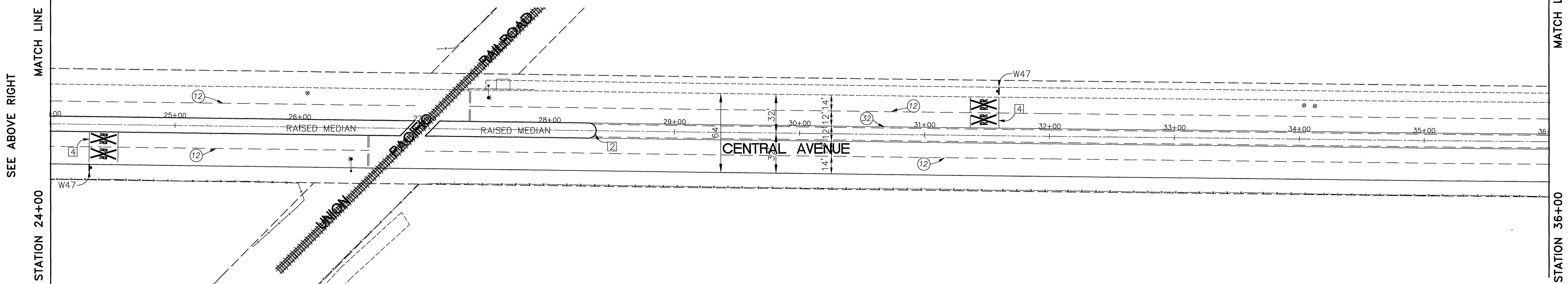


LEGEND

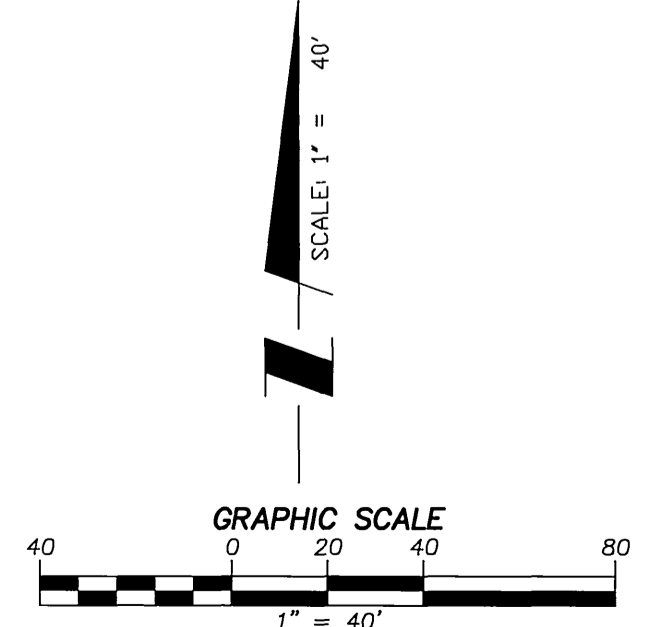
- (12) INSTALL 4" WHITE STRIPING (12' STRIPE, 36' GAP) SEE DETAIL 12 PER CALTRANS STD. PLAN A20A
- (32) INSTALL 4" YELLOW STRIPING (12' APART WITH TYPE D TWO-WAY YELLOW REFLECTIVE (24' GAP) AND 12' 4" YELLOW STRIPE, 36' GAP) SEE DETAIL 32 PER CALTRANS STD. PLAN A20B
- (38) INSTALL 8" WHITE STRIPING WITH TYPE G ONE WAY CLEAR REFLECTIVE (24' GAP) SEE DETAIL 38 PER CALTRANS STD. PLAN A20D
- (38A) INSTALL 8" WHITE STRIPING SEE DETAIL 38A PER CALTRANS STD. PLAN A20D
- [1] INSTALL 12" SOLID WHITE (CROSSWALK OR STOP BAR)
- [2] PAINT MEDIAN NOSE REFLECTIVE YELLOW
- [3] INSTALL 100'-4" SOLID WHITE
- [4] INSTALL "RR X-ING" PAVEMENT MARKING
- [5] INSTALL 50'-4" SOLID WHITE
- ↖ INSTALL TYPE IV (L OR R) ARROW MARKING
- ⊥ INSTALL SIGN (AS SHOWN) & POST PER CITY OF RIVERSIDE STD. DWG. NO. 666

SIGNING AND STRIPING NOTES

1. TRAFFIC STRIPING, PAVEMENT MARKINGS AND RAISED PAVEMENT MARKERS PER CALTRANS TRAFFIC MANUAL, MAINTENANCE MANUAL, STD. PLANS AND SPECIFICATIONS, LATEST EDITIONS.
2. ALL STRIPES, SIGNS AND PAVEMENT MARKINGS SHALL BE REFLECTORIZED. STENCILS FOR PAVEMENT MARKING SHALL MATCH CITY OF RIVERSIDE STENCILS.
3. ALL CONFLICTING STRIPES AND PAVEMENT MARKERS SHALL BE REMOVED BY WET SANDBLASTING. CONFLICTING SIGN AND RAISED PAVEMENT MARKERS SHALL BE REMOVED. ALL REMOVALS SHALL BE THE RESPONSIBILITY OF THE CONTRACTOR.
4. ALL STRIPES SHALL APPLIED IN TWO COATS.
5. ALL REMOVED SIGNS SHALL BE SALVAGED AND DELIVERED TO THE CITY YARD.
6. ALL PAVEMENT MARKINGS AND LEGENDS SHALL BE THERMOPLASTIC.



STRIPING PLANS



	DESIGNED BY: AV/OS	DRAWN BY: AV/OS	CHECKED BY: S/JH
	PLANS PREPARED UNDER THE SUPERVISION OF:		
			DATE: 11-7-02

STEVE J. HOSFORD RCE 42280

AEI-CASC ENGINEERING

937 SOUTH VIA LATA
SUITE 500
COLTON, CA 92324
PH. (909) 783-0101 FAX (909) 783-0108

Underground Service Alert

Call: TOLL FREE
1-800
227-2600

TWO WORKING DAYS BEFORE YOU DIG

MARK	REVISIONS	APPR.	DATE

DESIGNED BY: _____ DRAWN BY: _____ CHECKED BY: _____

**CITY OF RIVERSIDE, CALIFORNIA
PUBLIC WORKS DEPARTMENT**

APPROVED BY:	BY:	DATE:	APPROVED BY:
AIRPORT DIRECTOR	AV	11-7-02	
PRINCIPAL ENGINEER	AV	11/6/03	PUBLIC WORKS DIRECTOR
TRAFFIC ENGINEER	AV	11/6/03	
PARKS DEPARTMENT	AV	11/6/03	
INSPECTION	AV	11/6/03	
SURVEYOR	AV	11/6/03	
STREET SERVICES	AV	11/6/03	

DATE: 2/13/03

**CENTRAL AVENUE WIDENING
CITY OF RIVERSIDE**

**FROM STATION: 12+76.21
TO STATION: 36+00.00**

HORIZ. SCALE: 1" = 40'

ACCT. NO. 9537427152-4402230X

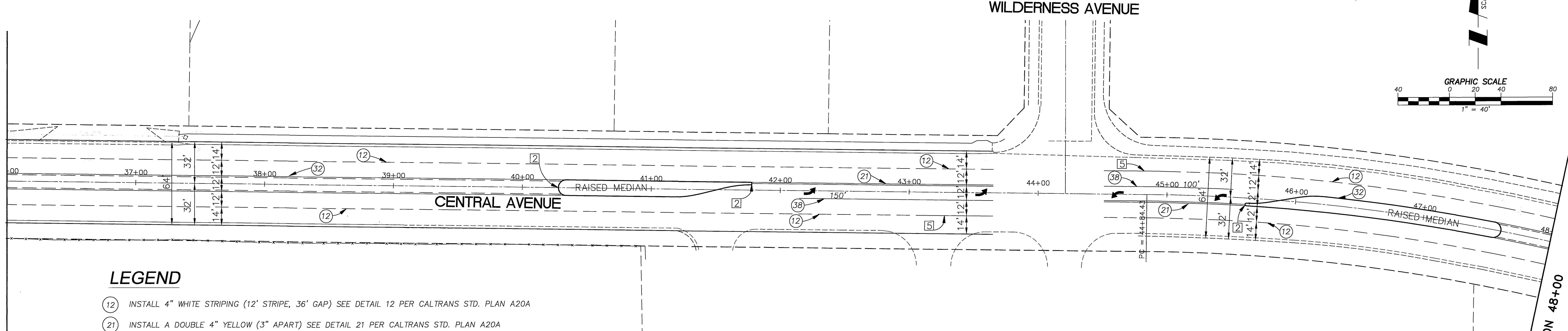
XL-376
(R-3630)

SHEET 1 OF 4

FILE NO.

C:\76602\street improvement plan\766025HT11.dwg 11/07/02 11:28

SEE SHEET 11
MATCH LINE
STATION 36+00

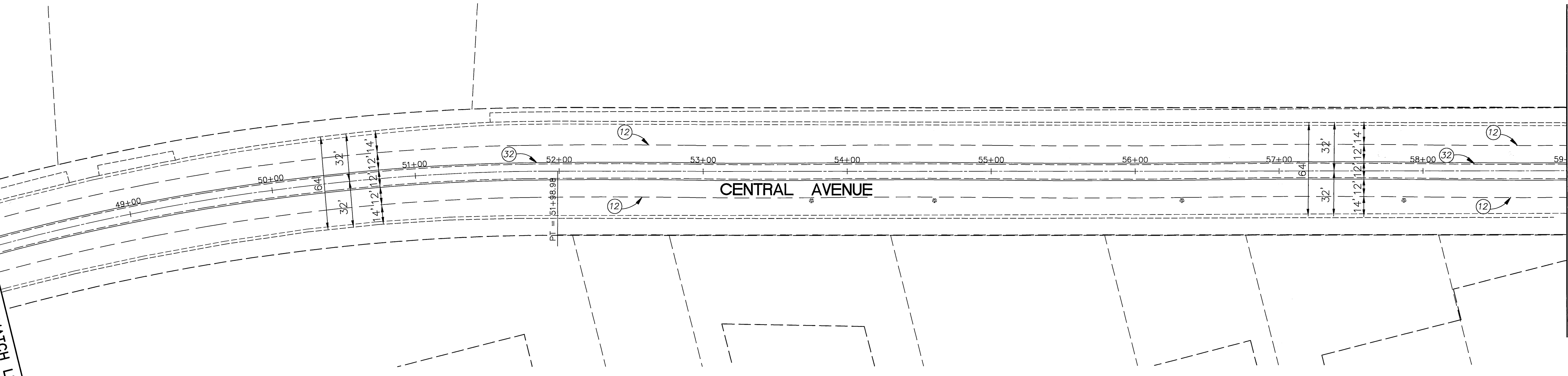


MATCH LINE
SEE BELOW LEFT
STATION 48+00

LEGEND

- (12) INSTALL 4" WHITE STRIPING (12' STRIPE, 36' GAP) SEE DETAIL 12 PER CALTRANS STD. PLAN A20A
- (21) INSTALL A DOUBLE 4" YELLOW (3" APART) SEE DETAIL 21 PER CALTRANS STD. PLAN A20A
- (32) INSTALL 4" YELLOW STRIPING (12' APART WITH TYPE D TWO-WAY YELLOW REFLECTIVE (24' GAP) AND 12' 4" YELLOW STRIPE, 36' GAP) SEE DETAIL 32 PER CALTRANS STD. PLAN A20B
- (38) INSTALL 8" WHITE STRIPING WITH TYPE G ONE WAY CLEAR REFLECTIVE (24' GAP) SEE DETAIL 38 PER CALTRANS STD. PLAN A20D
- [2] PAINT MEDIAN NOSE REFLECTIVE YELLOW
- [5] INSTALL 50'-4" SOLID WHITE
- INSTALL TYPE IV (L OR R) ARROW MARKING
- INSTALL SIGN (AS SHOWN) & POST PER CITY OF RIVERSIDE STD. DWG. NO. 666

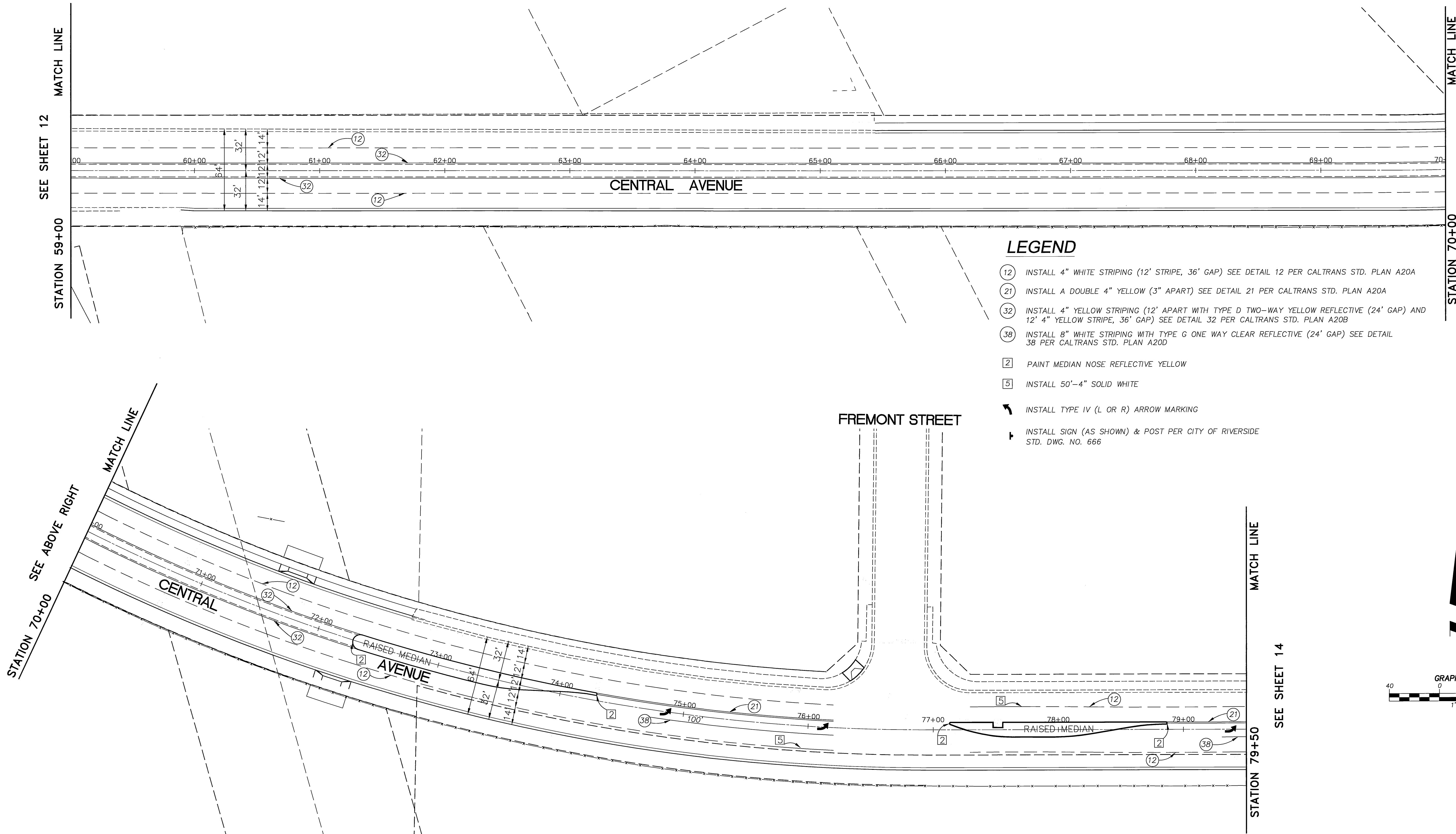
STATION 48+00
SEE ABOVE RIGHT
MATCH LINE



MATCH LINE
SEE SHEET 13
STATION 59+00

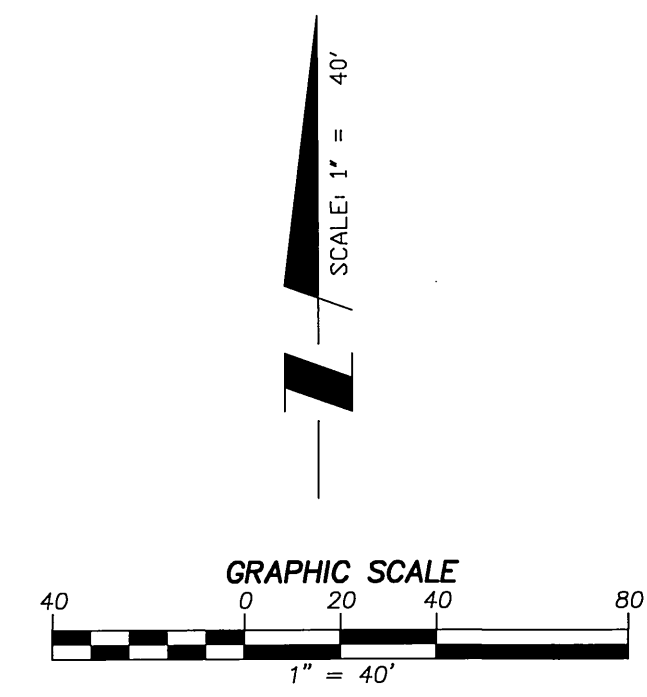
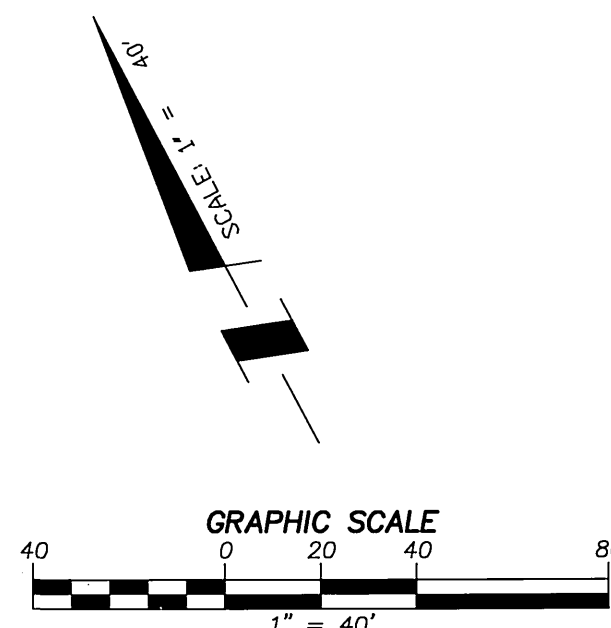
STRIPING PLANS

	DESIGNED BY: AV/OS	DRAWN BY: AV/OS	CHECKED BY: S/JH	<p>937 SOUTH VIA LATA SUITE 500 COLTON, CA 92324 PH. (909) 783-0101 FAX (909) 783-0108</p>	<p>Underground Service Alert Call: TOLL FREE 1-800-227-2600 TWO WORKING DAYS BEFORE YOU DIG</p>	<table border="1"> <tr> <th>MARK</th> <th>REVISIONS</th> <th>APPR.</th> <th>DATE</th> </tr> <tr> <td> </td> <td> </td> <td> </td> <td> </td> </tr> </table>	MARK	REVISIONS	APPR.	DATE					<p>CITY OF RIVERSIDE, CALIFORNIA PUBLIC WORKS DEPARTMENT</p> <table border="1"> <tr> <td>APPROVED BY:</td> <td>BY:</td> <td>DATE:</td> <td>APPROVED BY:</td> </tr> <tr> <td>AIRPORT DIRECTOR</td> <td>[Signature]</td> <td>11/13/02</td> <td>[Signature]</td> </tr> <tr> <td>PRINCIPAL ENGINEER</td> <td>[Signature]</td> <td>11/13/02</td> <td>PUBLIC WORKS DIRECTOR</td> </tr> <tr> <td>TRAFFIC ENGINEER</td> <td>[Signature]</td> <td>11/13/02</td> <td></td> </tr> <tr> <td>PARKS DEPARTMENT</td> <td>[Signature]</td> <td>11/13/02</td> <td></td> </tr> <tr> <td>INSPECTION</td> <td>[Signature]</td> <td>11/13/02</td> <td></td> </tr> <tr> <td>SURVEYOR</td> <td>[Signature]</td> <td>11/13/02</td> <td></td> </tr> <tr> <td>STREET SERVICES</td> <td>[Signature]</td> <td>11/13/02</td> <td></td> </tr> </table>	APPROVED BY:	BY:	DATE:	APPROVED BY:	AIRPORT DIRECTOR	[Signature]	11/13/02	[Signature]	PRINCIPAL ENGINEER	[Signature]	11/13/02	PUBLIC WORKS DIRECTOR	TRAFFIC ENGINEER	[Signature]	11/13/02		PARKS DEPARTMENT	[Signature]	11/13/02		INSPECTION	[Signature]	11/13/02		SURVEYOR	[Signature]	11/13/02		STREET SERVICES	[Signature]	11/13/02		<p>CITY OF RIVERSIDE CENTRAL AVENUE WIDENING FROM STATION: 36+00 TO STATION: 59+00</p> <p>HORIZ. SCALE: 1" = 40'</p>	<p>ACCT. NO. 9537427152-440223XX XL-376 (R-3630) SHEET 2 OF 4 FILE NO.</p>
	MARK	REVISIONS	APPR.				DATE																																										
APPROVED BY:	BY:	DATE:	APPROVED BY:																																														
AIRPORT DIRECTOR	[Signature]	11/13/02	[Signature]																																														
PRINCIPAL ENGINEER	[Signature]	11/13/02	PUBLIC WORKS DIRECTOR																																														
TRAFFIC ENGINEER	[Signature]	11/13/02																																															
PARKS DEPARTMENT	[Signature]	11/13/02																																															
INSPECTION	[Signature]	11/13/02																																															
SURVEYOR	[Signature]	11/13/02																																															
STREET SERVICES	[Signature]	11/13/02																																															
PLANS PREPARED UNDER THE SUPERVISION OF: [Signature] STEVE J. HOSFORD RCE 42280	DATE: 11-7-02	DATE: 2/13/03	DATE: 2/13/03	DATE: 11/13/02	DATE: 11/13/02	DATE: 11/13/02	DATE: 2/13/03	DATE: 2/13/03	DATE: 2/13/03																																								



LEGEND

- (12) INSTALL 4" WHITE STRIPING (12' STRIPE, 36' GAP) SEE DETAIL 12 PER CALTRANS STD. PLAN A20A
- (21) INSTALL A DOUBLE 4" YELLOW (3" APART) SEE DETAIL 21 PER CALTRANS STD. PLAN A20A
- (32) INSTALL 4" YELLOW STRIPING (12' APART WITH TYPE D TWO-WAY YELLOW REFLECTIVE (24' GAP) AND 12' 4" YELLOW STRIPE, 36' GAP) SEE DETAIL 32 PER CALTRANS STD. PLAN A20B
- (38) INSTALL 8" WHITE STRIPING WITH TYPE G ONE WAY CLEAR REFLECTIVE (24' GAP) SEE DETAIL 38 PER CALTRANS STD. PLAN A20D
- [2] PAINT MEDIAN NOSE REFLECTIVE YELLOW
- [5] INSTALL 50'-4" SOLID WHITE
- ↖ INSTALL TYPE IV (L OR R) ARROW MARKING
- ▬ INSTALL SIGN (AS SHOWN) & POST PER CITY OF RIVERSIDE STD. DWG. NO. 666



STRIPING PLANS

C:\76602\street improvement plan\76602SHT13.dwg 11/07/02 11:36



DESIGNED BY: AV/OS
 DRAWN BY: AV/OS
 CHECKED BY: SJH
 PLANS PREPARED UNDER THE SUPERVISION OF:
Steve J. Hosford 11-7-02
 STEVE J. HOSFORD RCE 42280 DATE

AEI-CASC ENGINEERING
 937 SOUTH VIA LATA
 SUITE 500
 COLTON, CA 92324
 PH. (909) 783-0101 FAX (909) 783-0108

Underground Service Alert
 Call: TOLL FREE
 1-800
 227-2600
 TWO WORKING DAYS BEFORE YOU DIG

MARK	REVISIONS	APPR.	DATE

DESIGNED BY: _____ DRAWN BY: _____ CHECKED BY: _____

**CITY OF RIVERSIDE, CALIFORNIA
 PUBLIC WORKS DEPARTMENT**

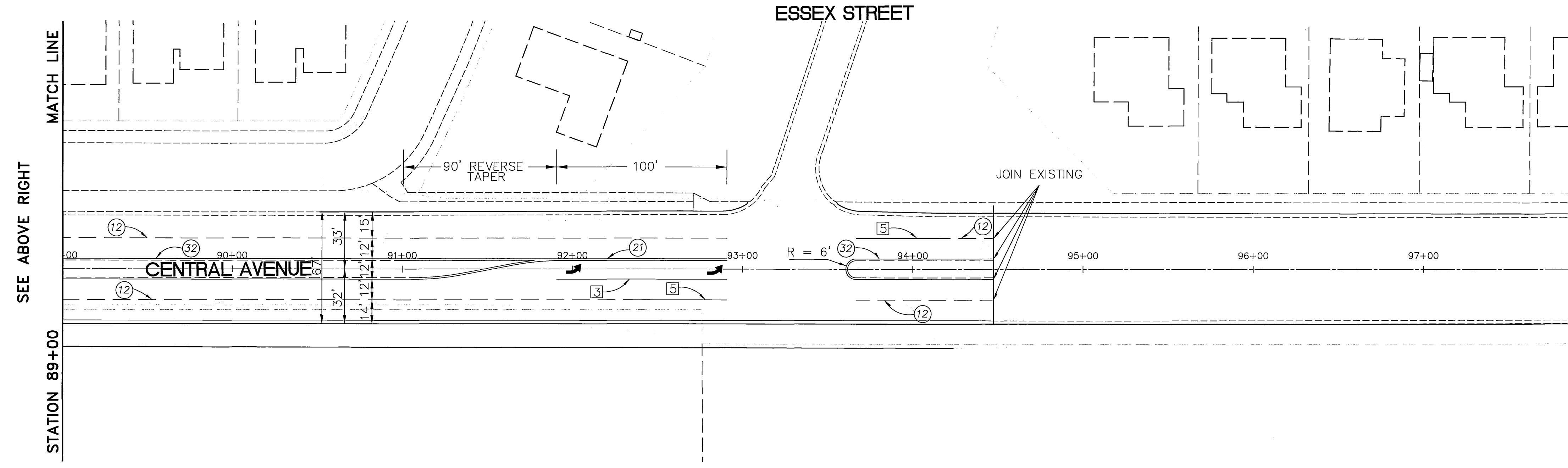
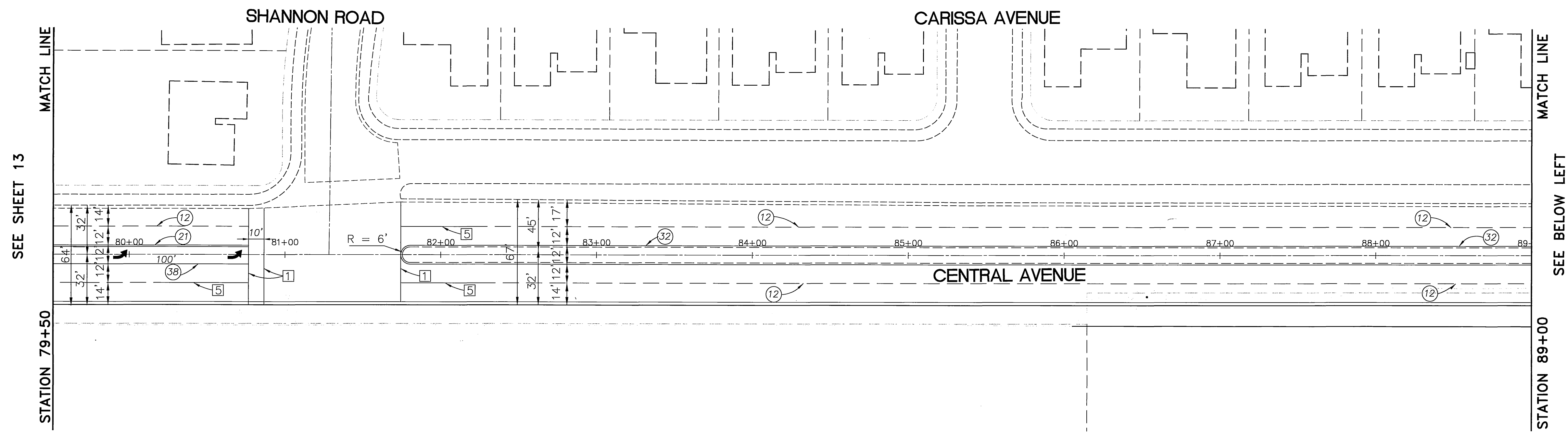
APPROVED BY:	BY:	DATE:	APPROVED BY:
AIRPORT DIRECTOR	<i>[Signature]</i>	11/13/02	<i>[Signature]</i>
PRINCIPAL ENGINEER	<i>[Signature]</i>	11/13/02	PUBLIC WORKS DIRECTOR
TRAFFIC ENGINEER	<i>[Signature]</i>	11/13/02	
PARKS DEPARTMENT	<i>[Signature]</i>	11/13/02	
INSPECTION	<i>[Signature]</i>	11/13/02	
SURVEYOR	<i>[Signature]</i>	11/13/02	
STREET SERVICES	<i>[Signature]</i>	11/13/02	

DATE: 2/13/03

**CITY OF RIVERSIDE
 CENTRAL AVENUE WIDENING
 FROM STATION: 57+00
 TO STATION: 79+50**

HORIZ. SCALE: 1" = 40'

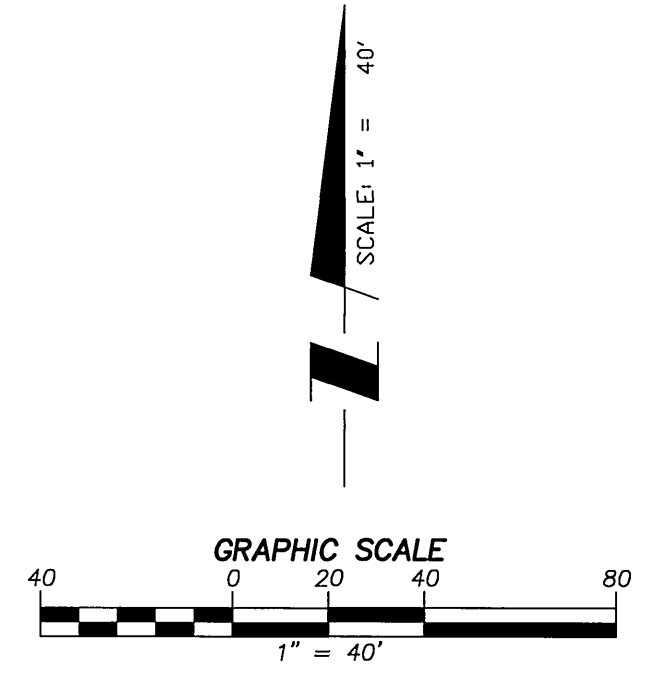
ACCT. NO. 9537427152-440223XX
XL-376
 (R-3630)
 SHEET 3 OF 4
 FILE NO.



LEGEND

- (12) INSTALL 4" WHITE STRIPING (12' STRIPE, 36' GAP) SEE DETAIL 12 PER CALTRANS STD. PLAN A20A
- (21) INSTALL A DOUBLE 4" YELLOW (3" APART) SEE DETAIL 21 PER CALTRANS STD. PLAN A20A
- (32) INSTALL 4" YELLOW STRIPING (12' APART WITH TYPE D TWO-WAY YELLOW REFLECTIVE (24' GAP) AND 12' 4" YELLOW STRIPE, 36' GAP) SEE DETAIL 32 PER CALTRANS STD. PLAN A20B
- (38) INSTALL 8" WHITE STRIPING WITH TYPE G ONE WAY CLEAR REFLECTIVE (24' GAP) SEE DETAIL 38 PER CALTRANS STD. PLAN A20D
- [1] INSTALL 12" SOLID WHITE (CROSSWALK OR STOP BAR)
- [3] INSTALL 100'-4" SOLID WHITE
- [5] INSTALL 50'-4" SOLID WHITE
- ↖ INSTALL TYPE IV (L OR R) ARROW MARKING
- ⊥ INSTALL SIGN (AS SHOWN) & POST PER CITY OF RIVERSIDE STD. DWG. NO. 666

STRIPING PLANS



DESIGNED BY: AV/OS
 DRAWN BY: AV/OS
 CHECKED BY: SJH
 PLANS PREPARED UNDER THE SUPERVISION OF:
Steve J. Hossford 11-7-02
 STEVE J. HOSSFORD RCE 42280 DATE

AEI-CASC ENGINEERING
 937 SOUTH VIA LATA
 SUITE 500
 COLTON, CA 92324
 PH. (909) 783-0101 FAX (909) 783-0108

Underground Service Alert
 Call: TOLL FREE
 1-800-227-2600
 TWO WORKING DAYS BEFORE YOU DIG

MARK	REVISIONS	APPR.	DATE

DESIGNED BY: _____ DRAWN BY: _____ CHECKED BY: _____

**CITY OF RIVERSIDE, CALIFORNIA
 PUBLIC WORKS DEPARTMENT**

APPROVED BY:	BY:	DATE:
AIRPORT DIRECTOR	<i>[Signature]</i>	11/15/02
PRINCIPAL ENGINEER	<i>[Signature]</i>	11/15/02
TRAFFIC ENGINEER	<i>[Signature]</i>	11/15/02
PARKS DEPARTMENT	<i>[Signature]</i>	11/15/02
INSPECTION	<i>[Signature]</i>	11/15/02
SURVEYOR	<i>[Signature]</i>	11/15/02
STREET SERVICES	<i>[Signature]</i>	11/15/02

**CITY OF RIVERSIDE
 CENTRAL AVENUE WIDENING
 FROM STATION: 79+50.00
 TO STATION: 97+84.50**

HORIZ. SCALE: 1" = 40'

ACCT. NO. 9537427152-440223XX
XL-376
 (R-3630)
 SHEET 4 OF 4
 FILE NO.

Q:\76602\street improvement plan\76602SHT14.dwg 11/07/02 11:26