


STRIPING & MARKING LEGEND

- (A) YELLOW TWO-WAY TURN
- (B) 4" SOLID WHITE STRIPE (50 L.F.)
- (C) 4" SOLID DOUBLE YELLOW STRIPE
- (D) 6" SOLID WHITE STRIPE
- (E) 6" DASH WHITE STRIPE (4' STRIPE, 8' GAP, 96 L.F.)
- (F) 8" SOLID WHITE STRIPE
- (G) 12" SOLID WHITE MARKING
- (H) WHITE HIGH VISIBILITY CROSSWALK
- (I) SOLID WHITE ARROW MARKING
- (J) SOLID WHITE BIKE LANE STENCIL W/ARROW
- (K) REVERSE TAPER
- (L) 4" WHITE STRIPE (7" STRIPE, 17' GAP)




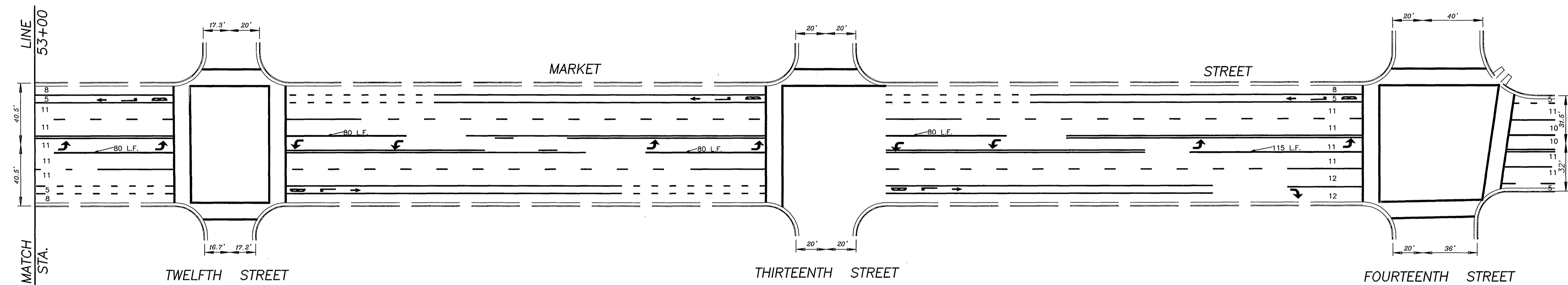

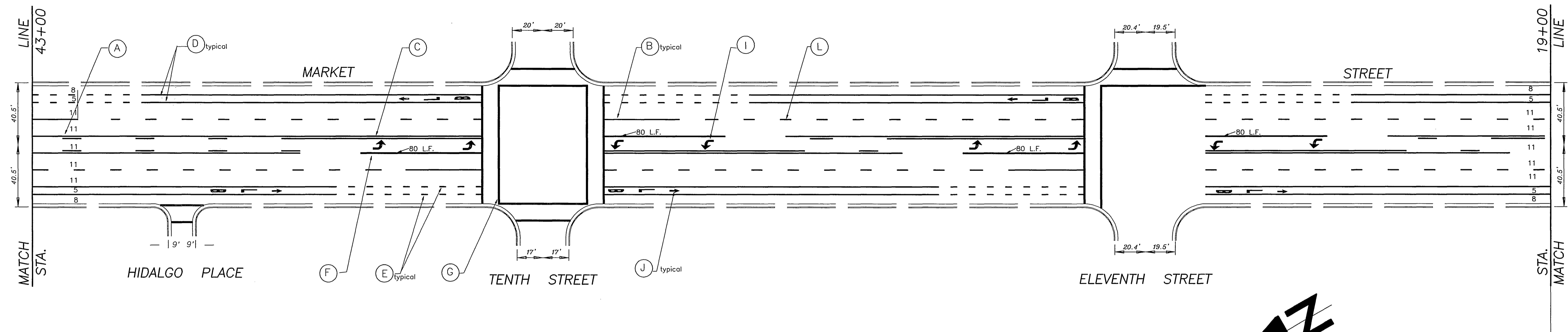
ENGINEER IN RESPONSIBLE CHARGE

FRANCIS R. DUNAJSKI
T.R. No. 1569 expires 6/30/99
DATE _____

CITY OF RIVERSIDE, CALIFORNIA DEPARTMENT OF PUBLIC WORKS			
APPROVED BY	BY	DATE	APPROVED BY
PRINCIPAL ENGINEER			DIRECTOR OF PUBLIC WORKS
P.W. INSPECTION			
TRAFFIC DIVISION			
CHIEF P.W. ENGR.			
STREET SERVICES			
DESIGNED BY D.H.	DRAWN BY D.H.	CHECKED BY	DATE


PAVEMENT DELINEATION & SIGN PLAN
MARKET STREET
FIRST STREET TO
FOURTEENTH STREET
SCALE: 1" = 40'

ACCT. NO. 430-541500-440301-30037
XL-381-1
(R-3291)
SHEET **1** OF **2**
FILE NAME: XL381-1.DWG



STRIPING & MARKING LEGEND

- | | |
|---|---|
| (A) YELLOW TWO-WAY TURN | (F) 8" SOLID WHITE STRIPE |
| (B) 4" SOLID WHITE STRIPE (50 L.F.) | (G) 12" SOLID WHITE MARKING |
| (C) 4" SOLID DOUBLE YELLOW STRIPE | (I) SOLID WHITE ARROW MARKING |
| (D) 6" SOLID WHITE STRIPE | (J) SOLID WHITE BIKE LANE STENCIL W/ARROW |
| (E) 6" DASH WHITE STRIPE (4" STRIPE, 8" GAP, 96 L.F.) | (L) 4" DASHED WHITE STRIPE (7" STRIPE, 17" GAP) |



ENGINEER IN RESPONSIBLE CHARGE

FRANCIS R. DUNAJSKI
T.R. No. 1569 expires 6/30/99
DATE _____

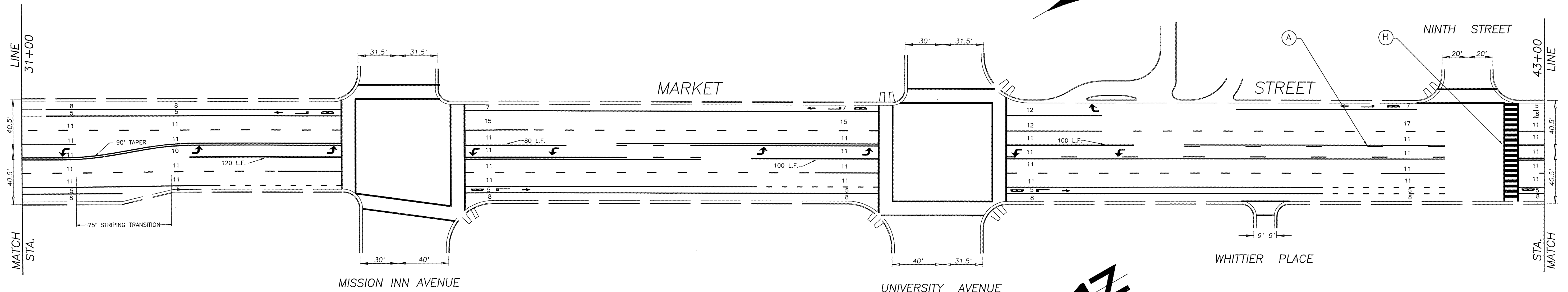
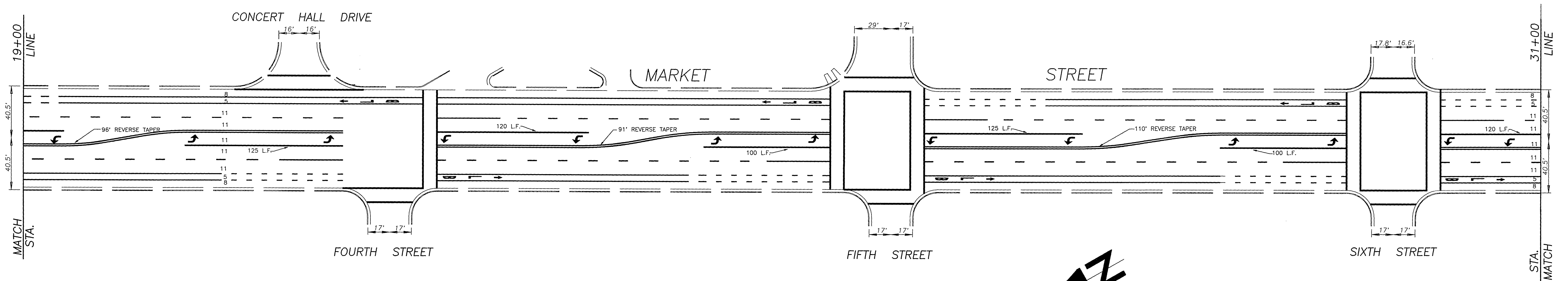
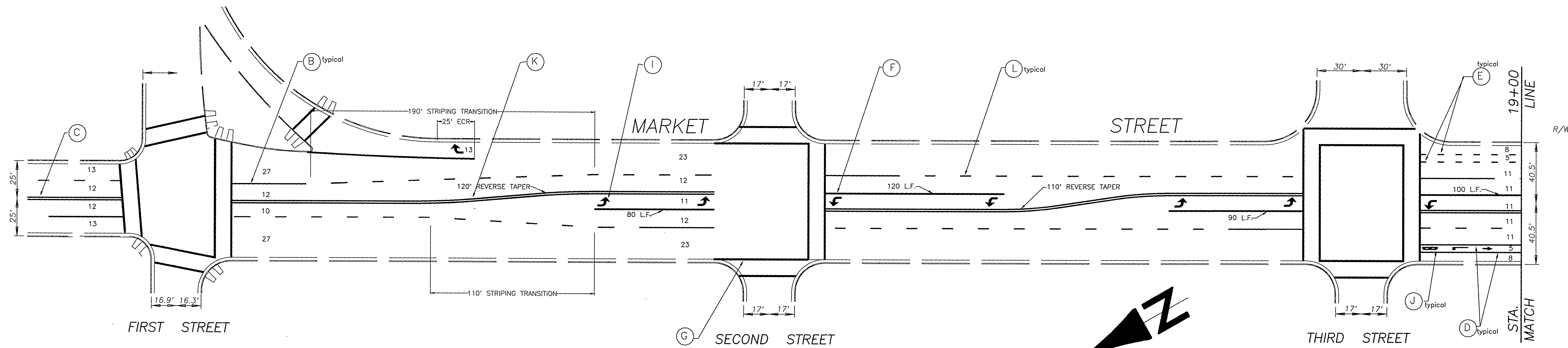
APPROVED BY	BY	DATE	APPROVED BY
PRINCIPAL ENGINEER			DIRECTOR OF PUBLIC WORKS
P.W. INSPECTION			
TRAFFIC DIVISION			
CHIEF P.W. ENGR.			
STREET SERVICES			

CITY OF RIVERSIDE, CALIFORNIA
DEPARTMENT OF PUBLIC WORKS

PAVEMENT DELINEATION & SIGN PLAN
**MARKET STREET
FIRST STREET TO
FOURTEENTH STREET**

ACCT. NO.
430-541500-440301-30037
XL-381-2
(R-3291)
SHEET 2 OF 2
FILE NAME: XL381-2.DWG

SCALE: 1" = 40'



STRIPING & MARKING LEGEND

- (A) YELLOW TWO-WAY TURN
- (B) 4" SOLID WHITE STRIPE (50 L.F.)
- (C) 4" SOLID DOUBLE YELLOW STRIPE
- (D) 6" SOLID WHITE STRIPE
- (E) 6" DASH WHITE STRIPE (4' STRIPE, 8' GAP, 96 L.F.)
- (F) 8" SOLID WHITE STRIPE
- (G) 12" SOLID WHITE MARKING
- (H) WHITE HIGH VISIBILITY CROSSWALK
- (I) SOLID WHITE ARROW MARKING
- (J) SOLID WHITE BIKE LANE STENCIL W/ARROW
- (K) REVERSE TAPER
- (L) 4" DASHED WHITE STRIPE (7" STRIPE, 17' GAP)

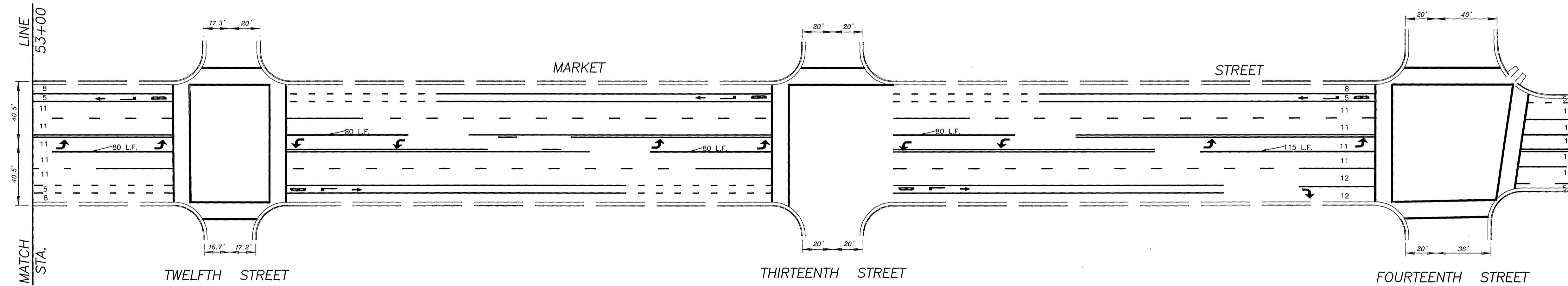
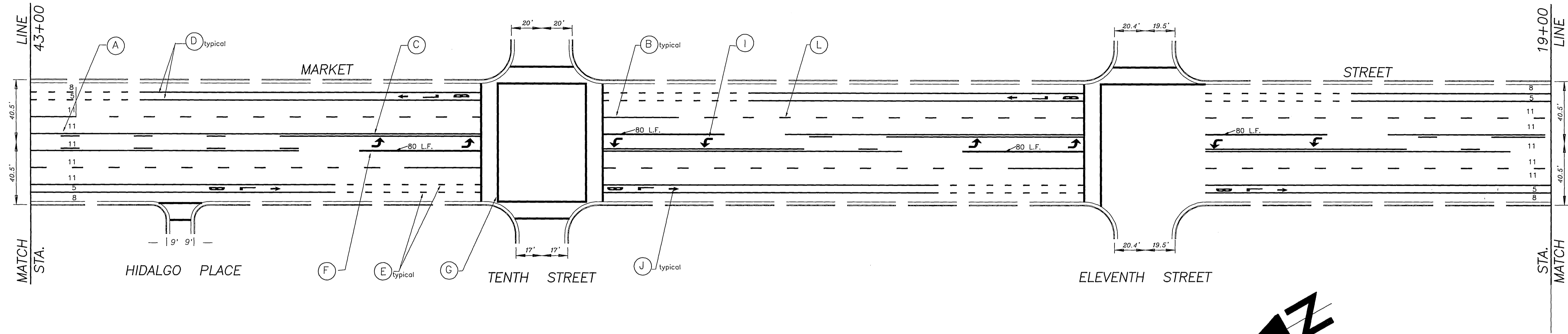
ENGINEER IN RESPONSIBLE CHARGE

 FRANCIS R. DUNAJSKI
 T.R. No. 1569 expires 6/30/99
 DATE 5/9/96

CITY OF RIVERSIDE, CALIFORNIA DEPARTMENT OF PUBLIC WORKS			
APPROVED BY	BY	DATE	APPROVED BY
PRINCIPAL ENGINEER		5/1/96	
P.W. INSPECTION		5/1/96	DIRECTOR OF PUBLIC WORKS
TRAFFIC DIVISION		5/1/96	DATE 6/5/96
CHIEF P.W. ENGR			
STREET SERVICES			

PAVEMENT DELINEATION & SIGN PLAN
MARKET STREET
 FIRST STREET TO
 FOURTEENTH STREET
 SCALE: 1" = 40'

ACCT. NO.
 430-541500-440301-30037
XL-381-1
 (R-3418)
 SHEET 1 OF 2
 FILE NAME: XL381-1.DWG



STRIPING & MARKING LEGEND

- | | |
|---|---|
| (A) YELLOW TWO-WAY TURN | (F) 8" SOLID WHITE STRIPE |
| (B) 4" SOLID WHITE STRIPE (50 L.F.) | (G) 12" SOLID WHITE MARKING |
| (C) 4" SOLID DOUBLE YELLOW STRIPE | (H) SOLID WHITE ARROW MARKING |
| (D) 6" SOLID WHITE STRIPE | (I) SOLID WHITE BIKE LANE STENCIL W/ARROW |
| (E) 6" DASH WHITE STRIPE (4' STRIPE, 8' GAP, 96 L.F.) | (J) 4" DASHED WHITE STRIPE (7" STRIPE, 17" GAP) |

ENGINEER IN RESPONSIBLE CHARGE

 FRANCIS R. DUNAJSKI
 T.R. No. 1569 expires 6/30/99
 DATE 5/9/96

CITY OF RIVERSIDE, CALIFORNIA DEPARTMENT OF PUBLIC WORKS			
APPROVED BY	BY	DATE	APPROVED BY
PRINCIPAL ENGINEER	<i>[Signature]</i>	5/9/96	<i>[Signature]</i>
P.W. INSPECTION	<i>[Signature]</i>	5/9/96	DIRECTOR OF PUBLIC WORKS
MARK	REVISIONS	APPR	DATE
DESIGNED BY	D.H.	DRAWN BY	D.H.
CHECKED BY	<i>[Signature]</i>		
TRAFFIC DIVISION	CHIEF P.W. ENGR	DATE	6/5/96
STREET SERVICES			

PAVEMENT DELINEATION & SIGN PLAN
MARKET STREET
FIRST STREET TO
FOURTEENTH STREET
 SCALE: 1" = 40'
 ACCT. NO. 430-541500-440301-30037
XL-381-2
 (R-3418)
 SHEET 2 OF 2
 FILE NAME: XL381-2.DWG