


REVISIONS:

△	DATE	BY
△	DATE	BY
△	DATE	BY
△	DATE	BY
△	DATE	BY

COPYRIGHT NOTICE:
 Use of these drawings and specifications is restricted to the original project site for which they were intended. No use or reproduction in any manner, in whole or in part, is permitted. This drawing and specifications shall constitute prima facie evidence of the occurrence of these restrictions.
 © 1996 COURTNEY ARCHITECTS



TRAFFIC SIGNAL IMPROVEMENTS FOR ORANGECREST PLAZA

LOCATION:
 N.E.C. VAN BUREN BOULEVARD & TRAUWEIN ROAD RIVERSIDE, CA

COURTNEY ARCHITECTS

(805) 541-3150
 (805) 541-3173 fax
 (805) 541-3273 modem

656 Santa Rosa Street, Suite 3A
 San Luis Obispo, California 93401

PROJECT NO. 742-96-101
 PLOT DATE: 9/27/96
 PATHNAME: C:\742-96-101-SHT5.DWG

CONSTRUCTION NOTES:

- RR REMOVE AND REUSE.
- E EXISTING SIGNAGE TO REMAIN.
- 1 PAINT PAVEMENT MARKINGS PER CALTRANS STANDARDS.
- 2 INSTALL TRAFFIC SIGN PER CITY OF RIVERSIDE STD. DWG. #666.
- 3 SANDBLAST CONFLICTING STRIPING. REMOVE CONFLICTING RAISED PAVEMENT MARKERS.
- 4 PAINT 12" SOLID WHITE STRIPE.
- 5 PAINT 8" SOLID WHITE CHANNELIZING LINE--DETAIL 38.
- 7 PAINT 4" WHITE STRIPE.
- 9 PAINT 4" WHITE STRIPE, DETAIL 9.
- 10 PAINT 4" WHITE LANE LINE EXTENSION, DETAIL 40.
- 12 PAINT 6" WHITE BIKE LANE INTERSECTION LINE, DETAIL 39A.
- 13 PAINT 6" SOLID WHITE BIKE LANE LINE, DETAIL 39.
- 14 PAINT DOUBLE YELLOW STRIPE--DETAIL 21.
- 15 PAINT NOSE CURBING YELLOW PER CITY OF RIVERSIDE STD.

GENERAL NOTES:

1. TRAFFIC STRIPES, PAVEMENT MARKERS, & RAISED PAVEMENT MARKERS PER CALTRANS TRAFFIC MANUAL, STANDARD PLANS & STANDARD SPECIFICATIONS LATEST EDITION.
2. ALL EXISTING SIGNING, STRIPING AND RPMS TO BE REMOVED SO AS TO NOT CONFLICT WITH ANY NEW SIGNING AND STRIPING; TO THE SATISFACTION OF THE TRAFFIC ENGINEER OR HIS REPRESENTATIVE.

PRIVATE ENGINEERING NOTE
 CONSTRUCTION CONTRACTOR AGREES THAT IN ACCORDANCE WITH GENERALLY ACCEPTED CONSTRUCTION PRACTICES, CONSTRUCTION CONTRACTOR WILL BE REQUIRED TO ASSUME SOLE AND COMPLETE RESPONSIBILITY FOR JOB SITE CONDITIONS DURING THE COURSE OF CONSTRUCTION OF THE PROJECT, INCLUDING SAFETY OF ALL PERSONS AND PROPERTY; THAT THIS REQUIREMENT SHALL BE MADE TO APPLY CONTINUOUSLY AND NOT BE LIMITED TO NORMAL WORKING HOURS, AND CONSTRUCTION CONTRACTOR FURTHER AGREES TO DEFEND, INDEMNIFY AND HOLD DESIGN PROFESSIONAL HARMLESS FROM ANY AND ALL LIABILITY, REAL OR ALLEGED, IN CONNECTION WITH THE PERFORMANCE OF WORK ON THIS PROJECT, EXCEPTING LIABILITY ARISING FROM THE SOLE NEGLIGENCE OF DESIGN PROFESSIONAL.

RKJK
 DESIGN GROUP, Incorporated
 TRAFFIC ENGINEERING - DESIGN SERVICES
 ROBERT KAHN R.C.E. No. 20285 Exp. 9/30/97
 4101 Birch St., Suite 230 Newport Beach, CA 92660
 Phone: (714) 474-1031 Fax: (714) 474-0802

MARK	REVISIONS	APPR.	DATE

CITY OF RIVERSIDE, CALIFORNIA
DEPARTMENT OF PUBLIC WORKS

APPROVED BY	BY	DATE	APPROVED BY
PRINCIPAL ENGINEER			
P.W. INSPECTION			
TRAFFIC DIVISION			
CHIEF P.W. ENGINEER			
PUBLIC UTILITIES			

DESIGNED BY *BW* DRAWN BY *BW* CHECKED BY *RK*

STRIPING PLAN
TRAUTWEIN ROAD
 @
PLAZA WEST

SCALE: 1" = 40'


ACCT. NO. XXXX
XL-393
 SHEET 1 OF 2
 FILE NAME: SHT5.DWG



REVISIONS:

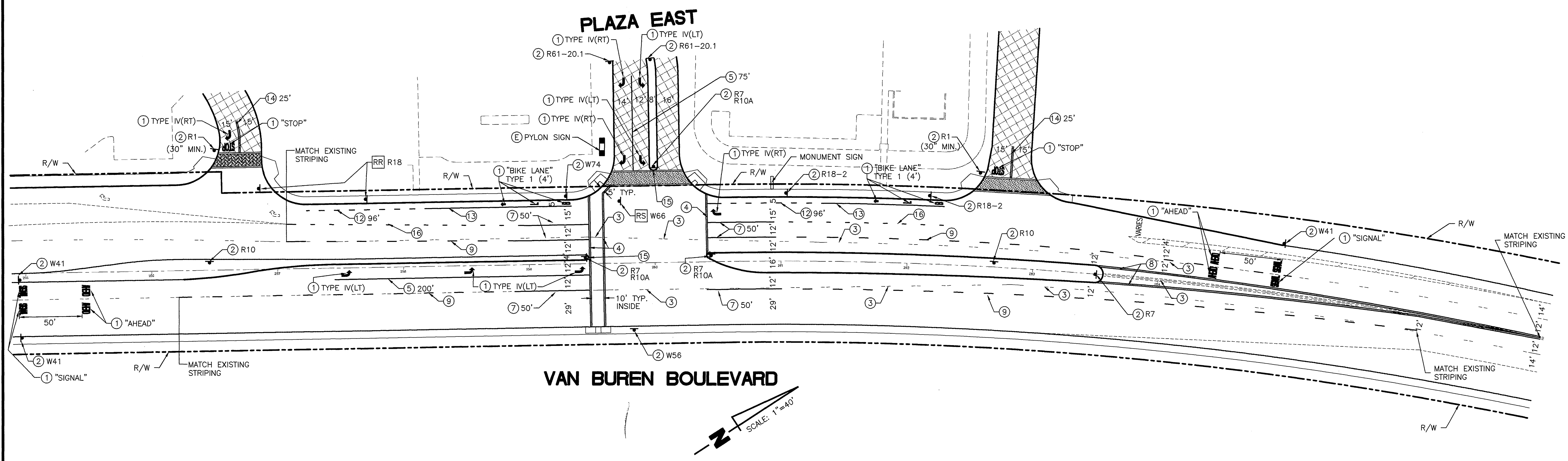
△	DATE	BY
△	DATE	BY
△	DATE	BY
△	DATE	BY

COPYRIGHT NOTICE:
 Use of these drawings and specifications is restricted to the original project site for which they were prepared. No use or reproduction by any method, in whole or in part, is permitted. This is drawings and specifications including all design, plans and information remain the property of COURTNEY ARCHITECTS. Visit contact with these drawings and specifications shall constitute prior notice of the acceptance of these restrictions.
 © 1996 COURTNEY ARCHITECTS



PROJECT:
 TRAFFIC SIGNAL IMPROVEMENTS FOR ORANGECREST PLAZA

LOCATION:
 N.E.C. VAN BUREN BOULEVARD & TRAUWEIN ROAD RIVERSIDE, CA



CONSTRUCTION NOTES:

- RR REMOVE AND REUSE.
- RS REMOVE AND SALVAGE.
- E EXISTING SIGNAGE TO REMAIN.
- 1 PAINT PAVEMENT MARKINGS PER CALTRANS STANDARDS.
- 2 INSTALL TRAFFIC SIGN PER CITY OF RIVERSIDE STD. DWG. 666.
- 3 SANDBLAST CONFLICTING STRIPING. REMOVE CONFLICTING RAISED PAVEMENT MARKERS.
- 4 PAINT 12" SOLID WHITE STRIPE.
- 5 PAINT 8" SOLID WHITE CHANNELIZING LINE-DETAIL 38.
- 7 PAINT 4" WHITE STRIPE.
- 8 PAINT DOUBLE YELLOW MEDIAN EDGELINE, DETAIL 29.
- 9 PAINT 4" WHITE STRIPE, DETAIL 9.
- 12 PAINT 6" WHITE BIKE LANE INTERSECTION LINE, DETAIL 39A.
- 13 PAINT 6" SOLID WHITE BIKE LANE LINE, DETAIL 39.
- 14 PAINT DOUBLE YELLOW STRIPE, DETAIL 21.
- 15 PAINT NOSE CURBING YELLOW PER CITY OF RIVERSIDE STD.
- 16 PAINT 8" SOLID WHITE LANE DROP LINE-DETAIL 37.

GENERAL NOTES:

1. TRAFFIC STRIPES, PAVEMENT MARKERS, & RAISED PAVEMENT MARKERS PER CALTRANS TRAFFIC MANUAL, STANDARD PLANS & STANDARD SPECIFICATIONS LATEST EDITION.
2. ALL EXISTING SIGNING, STRIPING AND RPMS TO BE REMOVED SO AS TO NOT CONFLICT WITH ANY NEW SIGNING AND STRIPING; TO THE SATISFACTION OF THE TRAFFIC ENGINEER OR HIS REPRESENTATIVE.

PRIVATE ENGINEERING NOTE
 CONSTRUCTION CONTRACTOR AGREES THAT IN ACCORDANCE WITH GENERALLY ACCEPTED CONSTRUCTION PRACTICES, CONSTRUCTION CONTRACTOR WILL BE REQUIRED TO ASSUME SOLE AND COMPLETE RESPONSIBILITY FOR JOB SITE CONDITIONS DURING THE COURSE OF CONSTRUCTION OF THE PROJECT, INCLUDING SAFETY OF ALL PERSONS AND PROPERTY; THAT THIS REQUIREMENT SHALL BE MADE TO APPLY CONTINUOUSLY AND NOT BE LIMITED TO NORMAL WORKING HOURS, AND CONSTRUCTION CONTRACTOR FURTHER AGREES TO DEFEND INDEMNIFY AND HOLD DESIGN PROFESSIONAL HARMLESS FROM ANY AND ALL LIABILITY, REAL OR ALLEGED, IN CONNECTION WITH THE PERFORMANCE OF WORK ON THIS PROJECT, EXCEPTING LIABILITY ARISING FROM THE SOLE NEGLIGENCE OF DESIGN PROFESSIONAL.

RKJK
 DESIGN GROUP, Incorporated
 TRAFFIC ENGINEERING • DESIGN SERVICES
 ROBERT KAHN • R.C.E. No.20285 • Date 10/21/96 • Exp. 9/30/97
 4101 Birch St., Suite 230 • Newport Beach, CA 92660
 Phone: (714) 474-1031 Fax: (714) 474-0802

MARK	REVISIONS	APPR.	DATE

**CITY OF RIVERSIDE, CALIFORNIA
 DEPARTMENT OF PUBLIC WORKS**

APPROVED BY: [Signature] DATE: 10/11/96
 BY: [Signature] DATE: 10/11/96
 P.W. INSPECTION: [Signature] DATE: 10/11/96
 TRAFFIC DIVISION: [Signature] DATE: 10/11/96
 CHIEF P.W. ENGINEER: [Signature] DATE: 10/11/96
 PUBLIC UTILITIES: [Signature] DATE: 10/11/96

STRIPING PLAN
**VAN BUREN BLVD.
 @
 PLAZA EAST**

SCALE: 1" = 40'

ACCT. NO.
 XXXX
XL-393
 SHEET 2 OF 2
 FILE NAME: SHT6.DWG