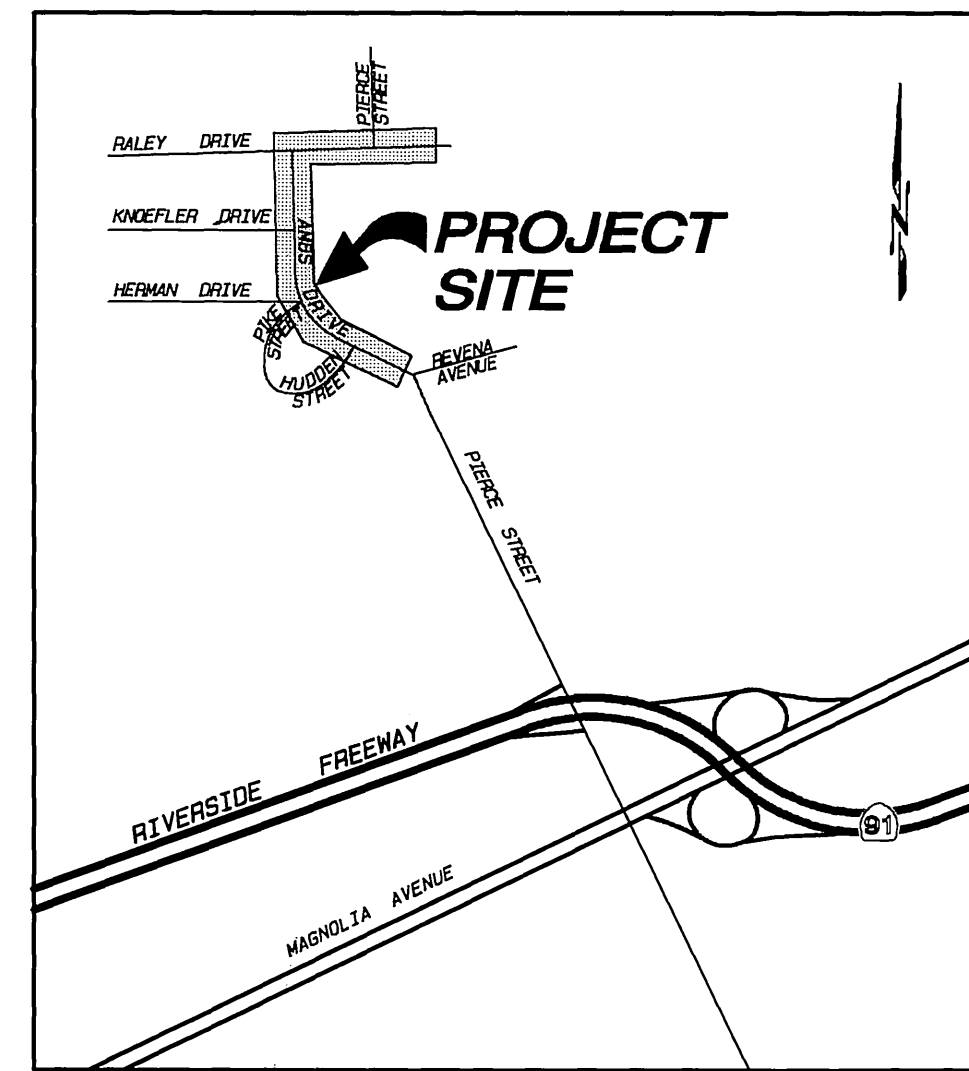


SIGNING AND STRIPING NOTES:

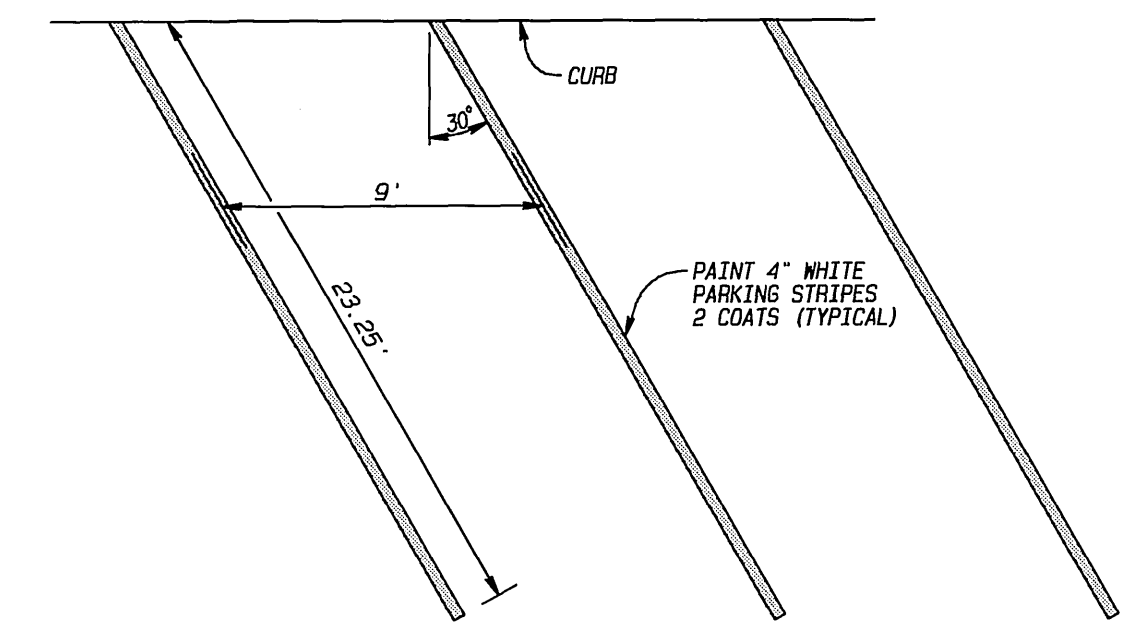
1. TRAFFIC STRIPING, PAVEMENT MARKINGS AND RAISED PAVEMENT MARKERS PER CALTRANS TRAFFIC MANUAL, MAINTENANCE MANUAL, STD. PLANS AND SPECIFICATIONS, LATEST EDITION.
2. ALL STRIPES, SIGNS AND PAVEMENT MARKINGS SHALL BE REFLECTORIZED STENCILS FOR PAVEMENT MARKINGS SHALL MATCH CITY OF RIVERSIDE STENCILS.
3. ALL CONFLICTING STRIPES AND PAVEMENT MARKINGS SHALL BE REMOVED BY WET SANDBLASTING. CONFLICTING SIGN AND RAISED PAVEMENT MARKERS SHALL BE REMOVED. ALL REMOVALS SHALL BE THE RESPONSIBILITY OF THE DEVELOPER.
4. ALL STRIPES SHALL BE APPLIED IN TWO COATS.
5. ALL REMOVED SIGNS SHALL BE SALVAGED AND DELIVERED TO THE CITY YARD.
6. ALL PAVEMENT MARKINGS AND LEGENDS SHALL BE THERMOPLASTIC.
7. ALL STRIPING, PAVEMENT MARKINGS AND SIGN REQUIREMENTS (REMOVAL AND INSTALLATIONS) SHALL BE COMPLETED AT LEAST ONE DAY PRIOR TO TRAFFIC SIGNAL TURN ON.



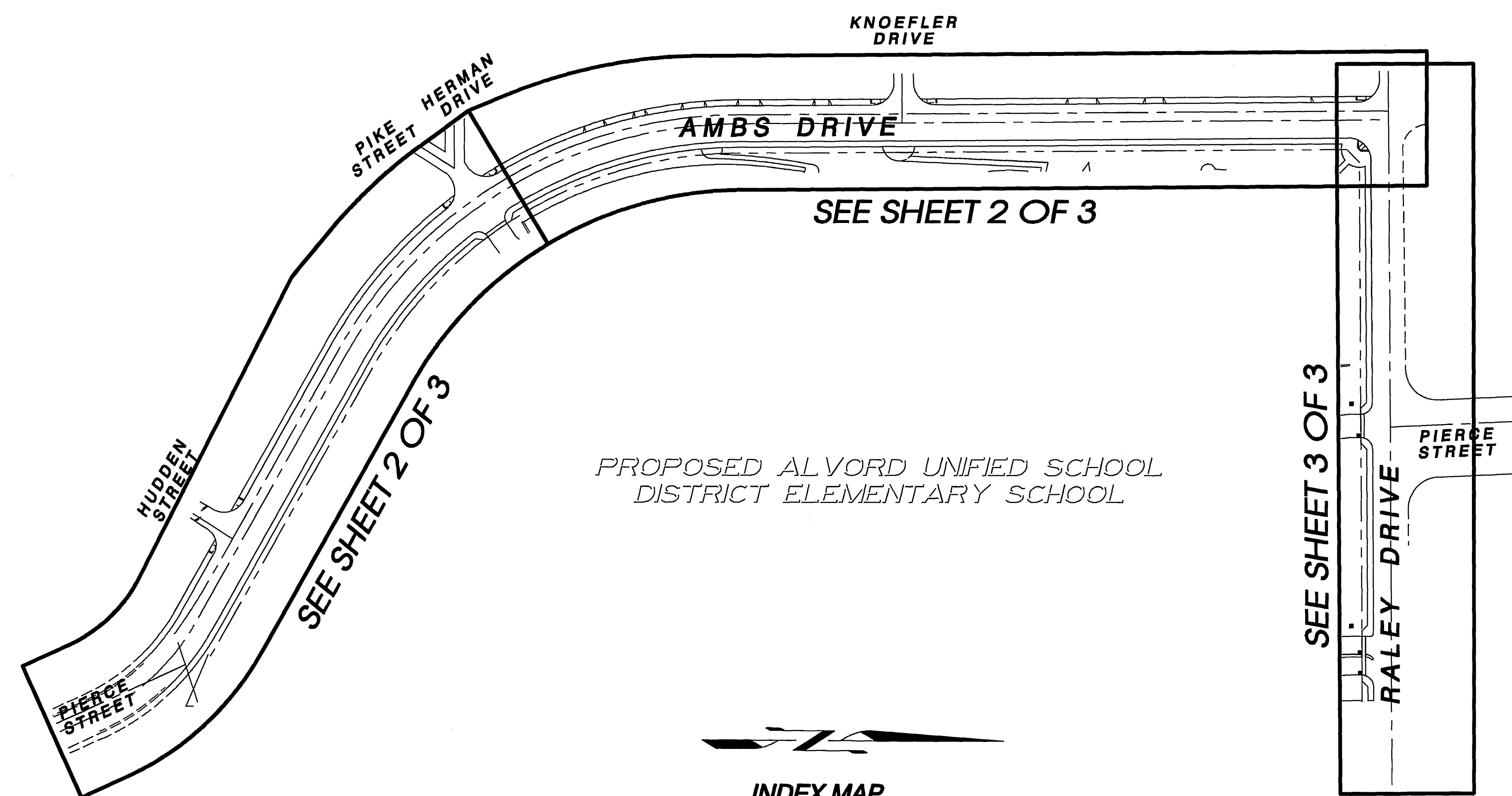
VICINITY MAP
NOT TO SCALE

CONSTRUCTION NOTES & QUANTITY ESTIMATES

- | | | |
|---|--|---------|
| ① | PAINT 4" DOUBLE YELLOW STRIPE PER CALTRANS DETAIL 22 | 2350 LF |
| ② | INSTALL NEW SIGN AND POST | 3 EA |
| ③ | SALVAGE EXISTING SIGN TO CITY YARD | 8 EA |
| ④ | APPLY THERMOPLASTIC "STOP" LEGEND PER CALTRANS STD. A24D | 6 EA |
| ⑤ | APPLY SOLID 12" THERMOPLASTIC CROSSWALK/ LIMIT LINE PER CALTRANS STD. A24E "MODIFIED YELLOW" | 630 LF |
| ⑥ | PAINT 4" SOLID WHITE STRIPE | 120 LF |
| ⑦ | PAINT 4" WHITE STRIPE PER CALTRANS DETAIL 11 | 70 LF |
| ⑧ | PAINT 8" WHITE SOLID CHANNELIZING LINE PER CALTRANS DETAIL 3B | 70 LF |
| ⑨ | PAINT WHITE TYPE IV(L) ARROW PER CALTRANS STD. A24A | 2 EA |
| ⑩ | PAINT 4" YELLOW "NO PARKING" STRIPING (3' APART) | 1700 SF |
| ⑪ | PAINT PARKING STALLS PER DETAIL ON SHEET HEREON | X LF |
| ⑫ | PAINT WHITE TYPE VII(R) ARROW PER CALTRANS STD. A24A | 1700 SF |




⑫ PARKING STALL DETAIL
NOT TO SCALE



INDEX MAP
SCALE: 1" = 100'

Underground Service Alert
Call: TOLL FREE
1-800-227-2600
TWO WORKING DAYS BEFORE YOU DIG



EPIC ENGINEERS
CIVIL ENGINEERING LAND SURVEYING
PLANNING CONSTRUCTION MANAGEMENT
101 E. REDLANDS BOULEVARD
SUITE 146 REDLANDS, CA 92373
TELE 909-792-5969
FAX 909-792-8869

MARK	REVISIONS	APPROVED	DATE	APPROVED	DATE

DESIGNED BY: BAR DRAWN BY: RCB CHECKED BY: EDP DESIGN ENG'R: CITY ENG'R:

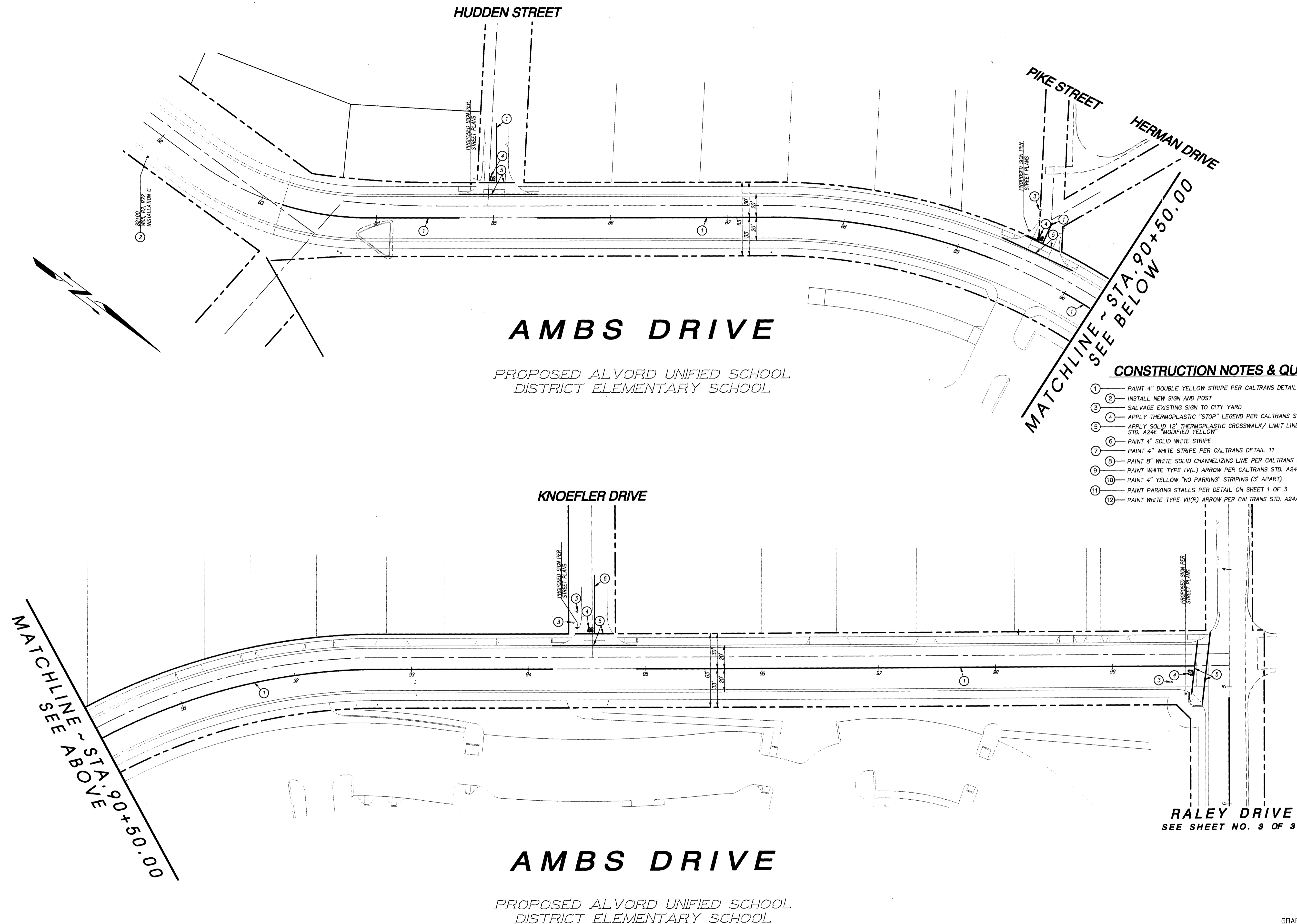
CITY OF RIVERSIDE
PUBLIC WORKS DEPARTMENT

APPROVED BY	DATE	BY	APPROVED BY
PRINCIPAL ENGINEER	2/24/06	DL	[Signature]
TRAFFIC DIVISION	2/27/06	DL	CITY ENGINEER

DATE: 3/1/06

SIGNING AND STRIPING PLAN
AMBS DRIVE AND RALEY DRIVE
TITLE SHEET
HORIZONTAL SCALE: 1" = 40' VERTICAL SCALE: N/A

PW03-0234
ACCOUNT NO.
XL-496
SHEET 1 OF 3
EPIC WORK ORDER: 29.11



AMBS DRIVE

PROPOSED ALVORD UNIFIED SCHOOL
DISTRICT ELEMENTARY SCHOOL

AMBS DRIVE

PROPOSED ALVORD UNIFIED SCHOOL
DISTRICT ELEMENTARY SCHOOL

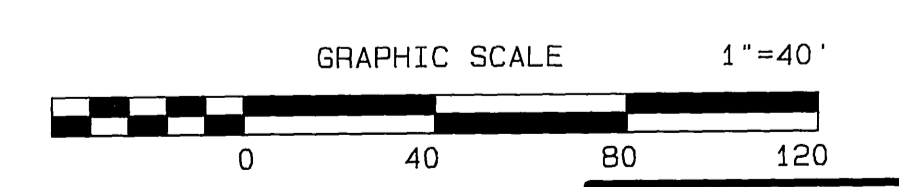
CONSTRUCTION NOTES & QUANTITY ESTIMATES

- 1 PAINT 4" DOUBLE YELLOW STRIPE PER CALTRANS DETAIL 22
- 2 INSTALL NEW SIGN AND POST
- 3 SALVAGE EXISTING SIGN TO CITY YARD
- 4 APPLY THERMOPLASTIC "STOP" LEGEND PER CALTRANS STD. A24D
- 5 APPLY SOLID 12" THERMOPLASTIC CROSSWALK/ LIMIT LINE PER CALTRANS STD. A24E "MODIFIED YELLOW"
- 6 PAINT 4" SOLID WHITE STRIPE
- 7 PAINT 4" WHITE STRIPE PER CALTRANS DETAIL 11
- 8 PAINT 8" WHITE SOLID CHANNELIZING LINE PER CALTRANS DETAIL 3B
- 9 PAINT WHITE TYPE IV(L) ARROW PER CALTRANS STD. A24A
- 10 PAINT 4" YELLOW "NO PARKING" STRIPING (3' APART)
- 11 PAINT PARKING STALLS PER DETAIL ON SHEET 1 OF 3
- 12 PAINT WHITE TYPE VII(R) ARROW PER CALTRANS STD. A24A


MATCHLINE ~ STA. 90+50.00
SEE ABOVE

MATCHLINE ~ STA. 90+50.00
SEE BELOW

RALEY DRIVE
SEE SHEET NO. 3 OF 3



Underground Service Alert
Call: TOLL FREE
1-800-227-2600
TWO WORKING DAYS BEFORE YOU DIG



EPIC ENGINEERS
CIVIL ENGINEERING PLANNING
101 E. REDLANDS BOULEVARD SUITE 148 REDLANDS, CA 92373
TELE 909-792-5969 FAX 909-792-8869
LAND SURVEYING CONSTRUCTION MANAGEMENT

MARK	REVISIONS	APPROVED DATE	APPROVED DATE

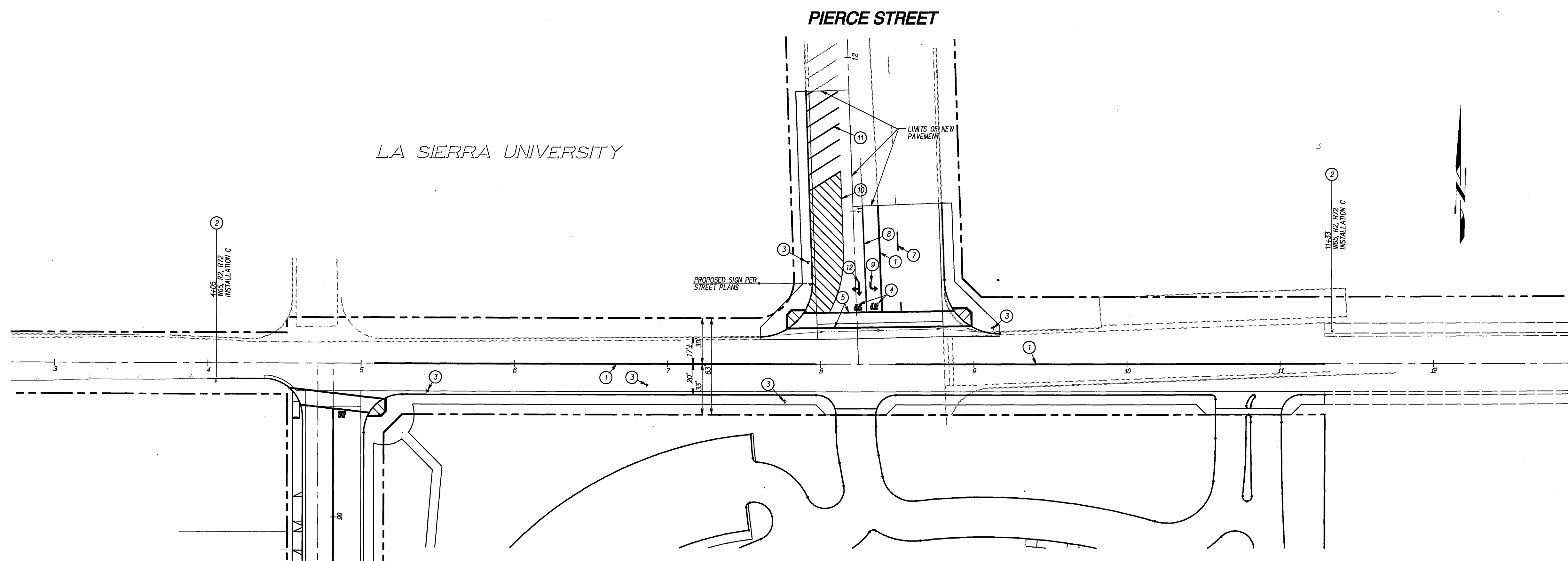
DESIGNED BY: BAR DRAWN BY: RCG CHECKED BY: EDP

CITY OF RIVERSIDE
PUBLIC WORKS DEPARTMENT

APPROVED BY	DATE	BY	APPROVED BY
PRINCIPAL ENGINEER	6/7/05	PK	<i>[Signature]</i>
TRAFFIC DIVISION	6/6/05		CITY ENGINEER
			DATE 6/8/05

SIGNING AND STRIPING PLAN
AMBS DRIVE
STA. 82+00.00 TO 100+00.00
HORIZONTAL SCALE: 1" = 40' VERTICAL SCALE: N/A

PW03-0234
ACCOUNT NO.
XL-496
SHEET 2 OF 3
EPIC WORK ORDER: 29.11

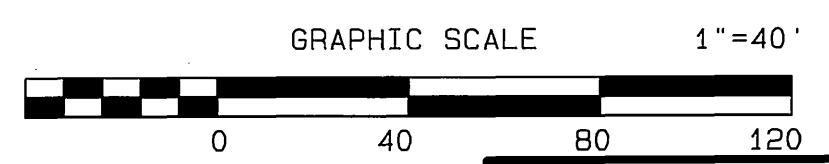


AMBS DRIVE
SEE SHEET NO. 2 OF 3


RALEY DRIVE
PROPOSED ALVORD UNIFIED SCHOOL
DISTRICT ELEMENTARY SCHOOL

CONSTRUCTION NOTES & QUANTITY ESTIMATES

- ① PAINT 4" DOUBLE YELLOW STRIPE PER CALTRANS DETAIL 22
- ② INSTALL NEW SIGN AND POST
- ③ SALVAGE EXISTING SIGN TO CITY YARD
- ④ APPLY THERMOPLASTIC "STOP" LEGEND PER CALTRANS STD. A24D
- ⑤ APPLY SOLID 12" THERMOPLASTIC CROSSWALK/ LIMIT LINE PER CALTRANS STD. A24E "MODIFIED YELLOW"
- ⑥ PAINT 4" SOLID WHITE STRIPE
- ⑦ PAINT 4" WHITE STRIPE PER CALTRANS DETAIL 11
- ⑧ PAINT 8" WHITE SOLID CHANNELIZING LINE PER CALTRANS DETAIL 38
- ⑨ PAINT WHITE TYPE IV(L) ARROW PER CALTRANS STD. A24A
- ⑩ PAINT 4" YELLOW "NO PARKING" STRIPING (3' APART)
- ⑪ PAINT PARKING STALLS PER DETAIL ON SHEET 1 OF 3
- ⑫ PAINT WHITE TYPE VII(R) ARROW PER CALTRANS STD. A24A



Underground Service Alert
Call: TOLL FREE
1-800
227-2600
TWO WORKING DAYS BEFORE YOU DIG



EPIC ENGINEERS
CIVIL ENGINEERING PLANNING
101 E. REDLANDS BOULEVARD
SUITE 146
REDLANDS, CA 92373
LAND SURVEYING CONSTRUCTION MANAGEMENT
TELE 909 - 792 - 5969
FAX 909 - 792 - 8869

MARK	REVISIONS	APPROVED DATE	APPROVED DATE

DESIGNED BY: BAR DRAWN BY: JCC CHECKED BY: EDP DESIGN ENG'R: CITY ENG'R:

CITY OF RIVERSIDE
PUBLIC WORKS DEPARTMENT

APPROVED BY PRINCIPAL ENGINEER	DATE 4/10/05	BY [Signature]	APPROVED BY CITY ENGINEER	DATE 6/8/05
TRAFFIC DIVISION				

SIGNING AND STRIPING PLAN
RALEY DRIVE
STA. 4+05.00 TO 11+33.00
HORIZONTAL SCALE: 1" = 40' VERTICAL SCALE: N/A

PW03-0234
ACCOUNT NO.
XL-4996
SHEET 3 OF 3
EPC WORK ORDER: 29.17