

**PAVEMENT DELINEATION**

- INDICATES STRIPING AND PAVEMENT MARKINGS TO BE INSTALLED.
- INDICATES STRIPING AND PAVEMENT MARKINGS TO REMAIN.
- ..... INDICATES STRIPING AND PAVEMENT MARKINGS TO BE REMOVED.


**NOTE:** ALL PAVEMENT DELINEATION WORK SHALL BE PERFORMED BY THE CONTRACTOR; SEE SPECIAL PROVISIONS.

**STRIPING LEGEND**

- (A) 4" SOLID WHITE STRIPE (STD. PLAN A20A)
- (B) 4" DASH WHITE STRIPE (STD. PLAN A20A, DETAIL 9)
- (C) 8" SOLID WHITE STRIPE (STD. PLAN A20D, DETAIL 38)
- (D) 12" SOLID WHITE STRIPE (STD. PLAN A24E)
- (E) SOLID WHITE ARROW (STD. PLAN A24A) THERMOPLASTIC
- (F) TWO WAY LEFT TURN (STD. PLAN A20B, DETAIL 32)
- (G) DOUBLE YELLOW STRIPE (STD. PLAN A20A, DETAIL 22)
- (H) LANE DROP AT INTERSECTION (STD. PLAN A20C, DETAIL 37B)
- (N 666) INDICATES NEW SIGN(S) AND POST TO BE FURNISHED AND INSTALLED BY CONTRACTOR PER STD. DWG. NO. 666.

**\*\*NOTE\*\*:** ALL STRIPING, PAVEMENT MARKINGS AND LEGENDS SHALL BE THERMOPLASTIC.

**ENGINEER IN RESPONSIBLE CHARGE**  
 THOMAS JOHN BOYD  
 R.C.E. No. 36170  
 DATE 7/31/06



MARK	REVISIONS	APPR.	DATE

DESIGNED BY: MAC DRAWN BY: MAC CHECKED BY: \_\_\_\_\_

**CITY OF RIVERSIDE, CALIFORNIA**  
**DEPARTMENT OF PUBLIC WORKS**

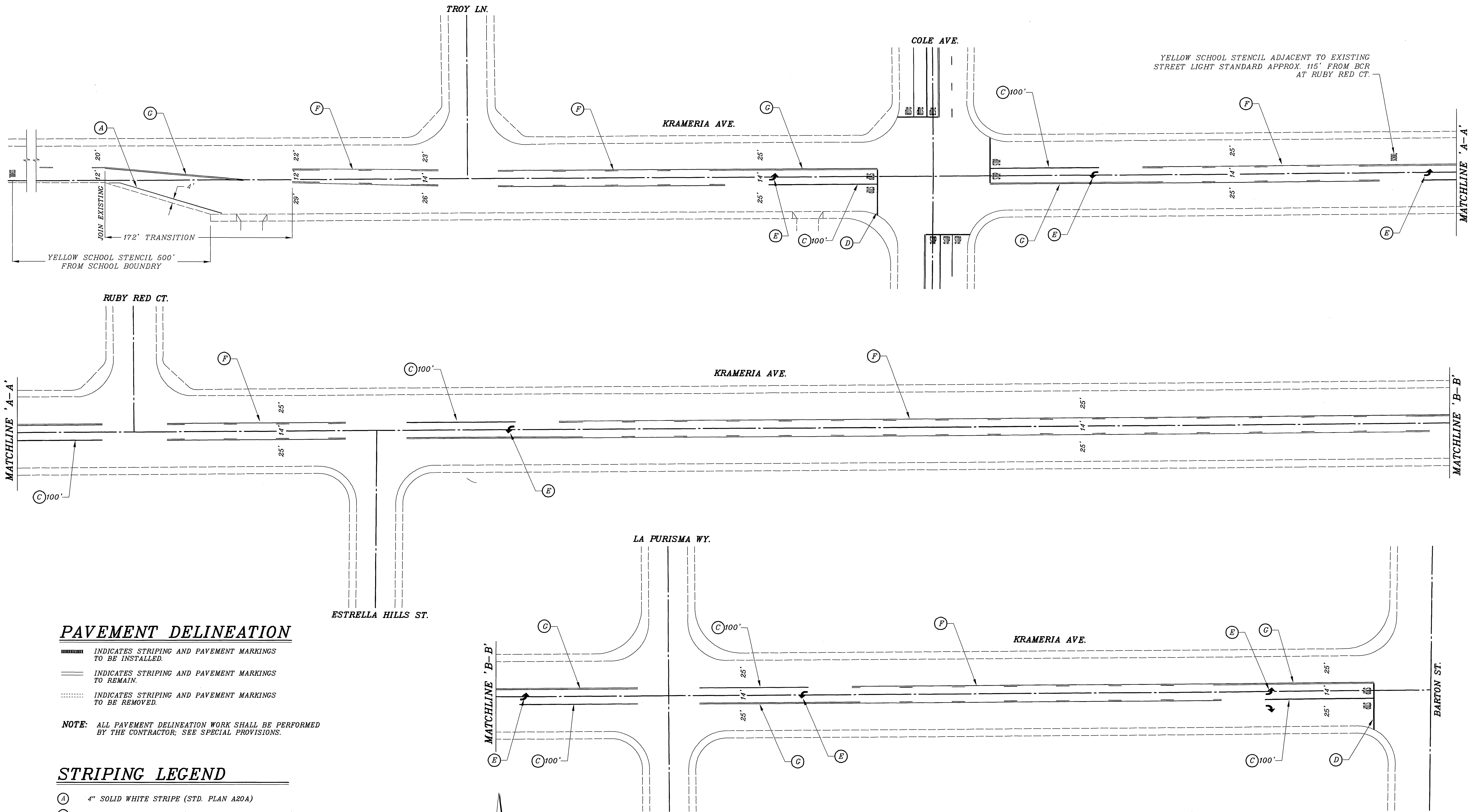
APPROVED BY	BY	DATE	APPROVED BY	BY	DATE
PRINCIPAL ENGINEER			CITY ENGINEER		
TRAFFIC DIVISION					

DATE: 7/31/06

**STRIPING PLAN**  
**COLE AVE.**  
**FROM VAN BUREN BLVD.**  
**TO LURIN AVE.**

SCALE: 1" = 40'

ACCT. NO. **XL-519**  
 SHEET **2** OF **3**  
 FILE NAME: XL519.DWG



YELLOW SCHOOL STENCIL ADJACENT TO EXISTING STREET LIGHT STANDARD APPROX. 115' FROM BCR AT RUBY RED CT.

**PAVEMENT DELINEATION**

- INDICATES STRIPING AND PAVEMENT MARKINGS TO BE INSTALLED.
- INDICATES STRIPING AND PAVEMENT MARKINGS TO REMAIN.
- ..... INDICATES STRIPING AND PAVEMENT MARKINGS TO BE REMOVED.


**NOTE:** ALL PAVEMENT DELINEATION WORK SHALL BE PERFORMED BY THE CONTRACTOR; SEE SPECIAL PROVISIONS.

**STRIPING LEGEND**

- (A) 4" SOLID WHITE STRIPE (STD. PLAN A20A)
- (B) 4" DASH WHITE STRIPE (STD. PLAN A20A, DETAIL 9)
- (C) 8" SOLID WHITE STRIPE (STD. PLAN A20D, DETAIL 30)
- (D) 12" SOLID WHITE STRIPE (STD. PLAN A24E)
- (E) SOLID WHITE ARROW (STD. PLAN A24A) THERMOPLASTIC
- (F) TWO WAY LEFT TURN (STD. PLAN A20B, DETAIL 32)
- (G) DOUBLE YELLOW STRIPE (STD. PLAN A20A, DETAIL 22)

**\*\*NOTE\*\*:** ALL STRIPING, PAVEMENT MARKINGS AND LEGENDS SHALL BE THERMOPLASTIC.

**ENGINEER IN RESPONSIBLE CHARGE**  
  
 THOMAS JOHN BOYD  
 R.C.E. No. 36170 expires 6/30/08  
 DATE 7/31/06



**CITY OF RIVERSIDE, CALIFORNIA  
 DEPARTMENT OF PUBLIC WORKS**

APPROVED BY	BY	DATE	APPROVED BY	BY	DATE
PRINCIPAL ENGINEER	MAC	7/31/06	CITY ENGINEER	MAC	7/31/06
TRAFFIC DIVISION	MAC	7/31/06			

DESIGNED BY: MAC DRAWN BY: MAC CHECKED BY:

**STRIPING PLAN  
 KRAMERIA AVE.  
 FROM MARK TWAIN ELEMENTARY  
 TO BARTON ST.**

SCALE: 1" = 40'

ACCT. No.  
**XL-519**  
 SHEET 3 OF 3  
 FILE NAME: XL519.DWG