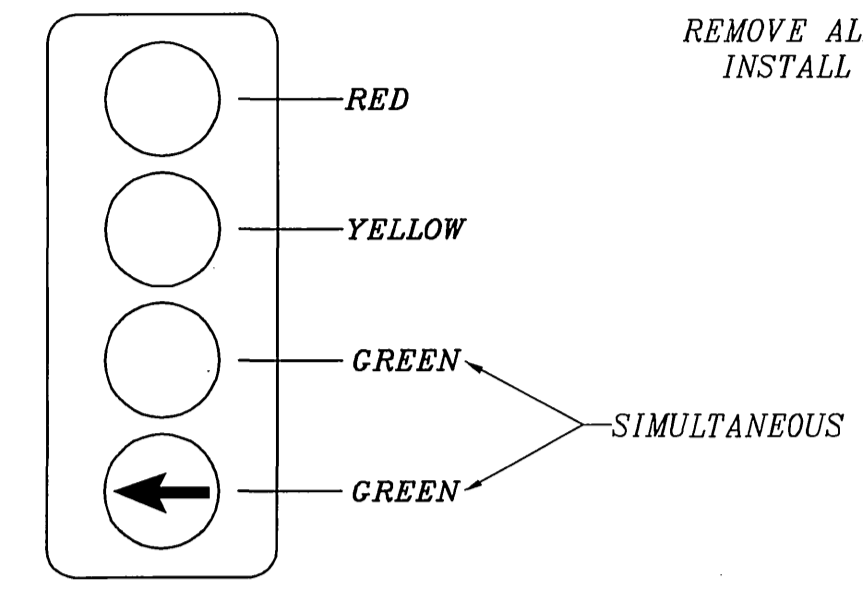
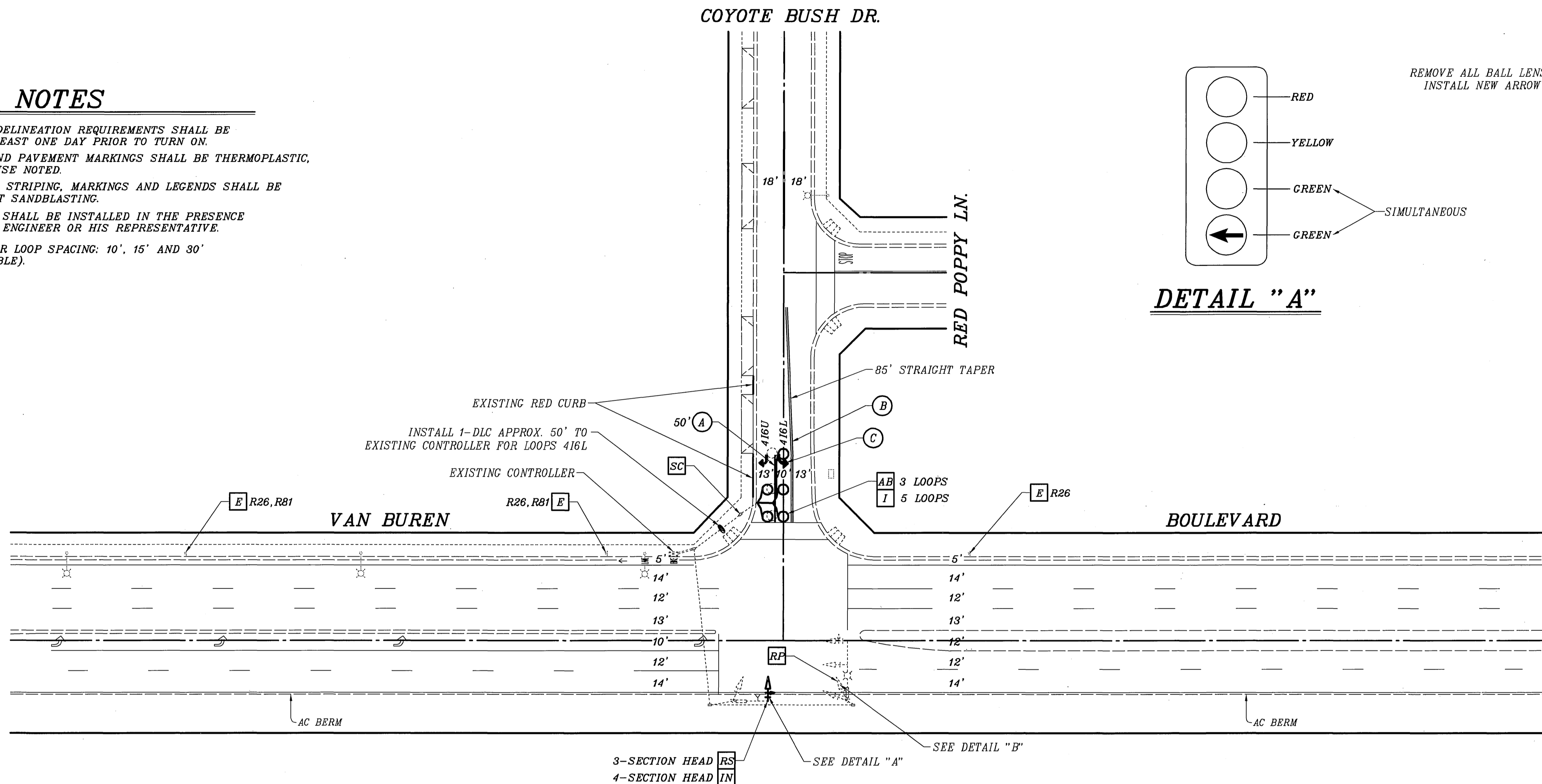
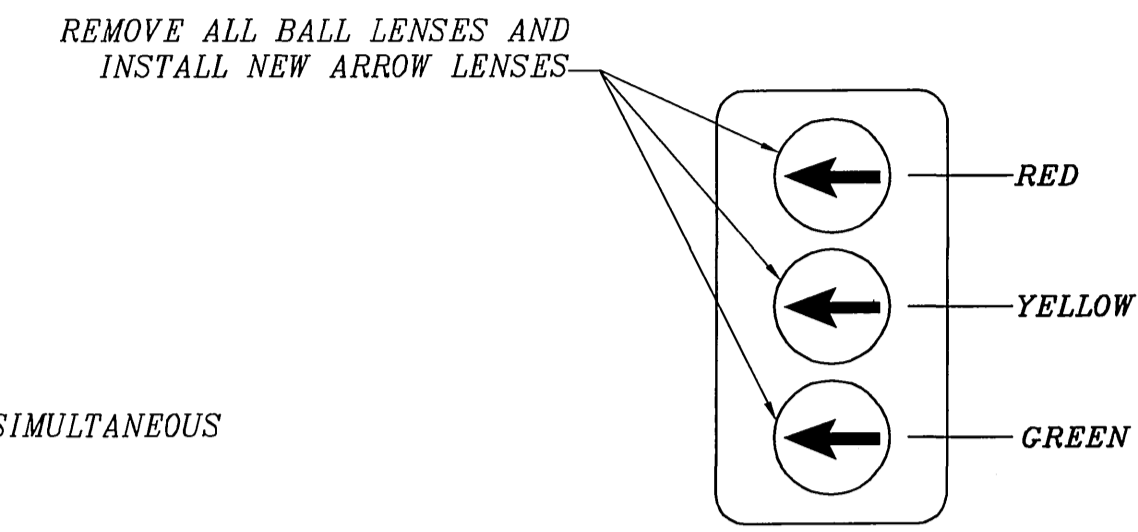


GENERAL NOTES

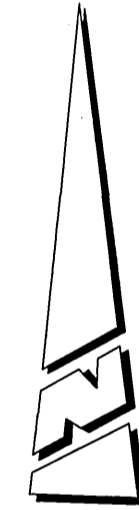
- 1 — ALL PAVEMENT DELINEATION REQUIREMENTS SHALL BE COMPLETED AT LEAST ONE DAY PRIOR TO TURN ON.
- 2 — ALL STRIPING AND PAVEMENT MARKINGS SHALL BE THERMOPLASTIC, UNLESS OTHERWISE NOTED.
- 3 — ALL CONFLICTING STRIPING, MARKINGS AND LEGENDS SHALL BE REMOVED BY WET SANDBLASTING.
- 4 — DETECTOR LOOPS SHALL BE INSTALLED IN THE PRESENCE OF THE TRAFFIC ENGINEER OR HIS REPRESENTATIVE.
- 5 — TYPICAL DETECTOR LOOP SPACING: 10', 15' AND 30' (WHERE APPLICABLE).



DETAIL "A"



DETAIL "B"
PHASE 4 HEAD ONLY



STRIPING LEGEND

(INSTALL CALTRANS DETAIL PER NOTE, INCLUDING INSTALLATION OF PAVEMENT MARKERS)

- (A) 8" SOLID WHITE STRIPE (STD. PLAN A20D, DETAIL 38)
- (B) DOUBLE YELLOW STRIPE (STD. PLAN A20A, DETAIL 22)
- (C) SOLID WHITE ARROW (STD. PLAN A24A, TYPE IV)

PAVEMENT DELINEATION

- INDICATES STRIPING AND PAVEMENT MARKINGS TO BE INSTALLED.
- INDICATES STRIPING AND PAVEMENT MARKINGS TO REMAIN.

NOTE: ALL PAVEMENT DELINEATION WORK SHALL BE PERFORMED BY THE CONTRACTOR. REMOVE ALL CONFLICTING STRIPING, LEGENDS AND MARKINGS.

CONSTRUCTION NOTES

- INSTALL 6' DIAMETER "TYPE E" DETECTOR LOOPS. SPLICE TO DLC(S) AT ADJACENT PULLBOX.
- SPLICE NEW TO EXISTING CONDUCTORS
- ABANDON EXISTING EQUIPMENT
- EXISTING EQUIPMENT
- REMOVE AND SALVAGE EXISTING EQUIPMENT. RETURN EQUIPMENT TO CITY OF RIVERSIDE SIGNAL SHOP.
- INSTALL 4-SECTION HEAD, SEE DETAIL "A"
- REPLACE LENSES FOR LEFT TURN HEAD, SEE DETAIL "B"



 ENGINEER IN RESPONSIBLE CHARGE GILBERT M. HERNANDEZ R.C.E. No. 69170 expires 6-30-08 DATE: 12-28-06	CITY OF RIVERSIDE, CALIFORNIA DEPARTMENT OF PUBLIC WORKS APPROVED BY: TRAFFIC DIVISION DATE: 12/28/06	APPROVED BY: DIRECTOR OF PUBLIC WORKS DATE: 12/28/06	STRIPING PLAN COYOTE BUSH RD. AT VAN BUREN BLVD.	ACCT. NO. XL-538 SHEET 1 OF 1 FILE NAME: XL538.DWG
			SCALE: 1" = 40'	